

# DC Series Tubeaxial Cooling Fans Model No. D31T10

3.15" Sq. x 1.00"  
(80 mm Sq. x 25 mm)  
28-39 CFM  
(13.2-18.4 L/Sec.)



### Features

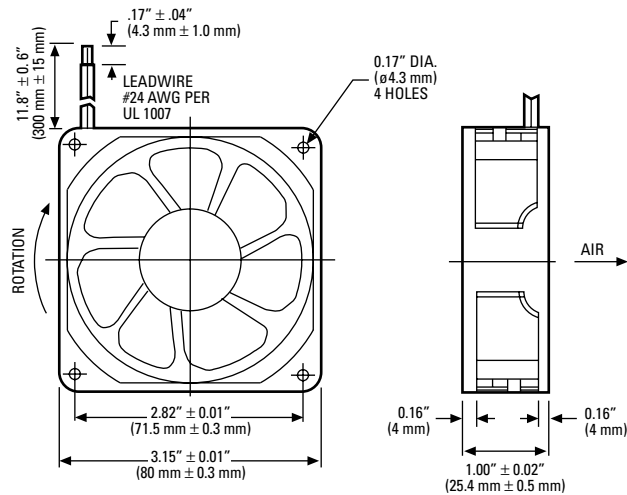
- 7-blade impeller design provides:
  - Reduced noise
  - Improved performance
  - High efficiency
- Solid-state brushless motor design provides:
  - Auto restart
  - Low input power
  - Lower operating voltages
- Precision ball bearing system provides:
  - Longer life
  - Higher temperature extremes
  - Lower noise over time
  - Maximum shock and vibration resistance
- Designed to meet the rigid standards of UL, CSA, VDE, and CE.

### Accessories:

- Finger guards
- Filters
- Screen guard

### General Specifications

- Frame:** Reinforced polybutylene plastic ((UL94V-0 flame retardant)
- Impeller:** Reinforced polybutylene plastic (UL94V-0 rating)
- Bearings:** Precision, life-lubricated ball bearings
- Insulation:** Class A integral ground system rated @ 248°F (120°C)
- Weight:** 3.3 ozs. (95 grams)
- Operating Temperature Range:** 14° to 158°F (-10° to 70°C)
- Insulation Resistance:** 10 megohms minimum @ 500 VDC
- Dielectric Strength:** 500 VAC for 60 seconds
- Safety Protection:** Electronic locked rotor protected; polarity protected
- Life Expectancy:** 75,000 hours minimum @ 77°F (25°C)
- Options:** (Consult Factory)
  - Tachometer output
  - Locked rotor sensor output

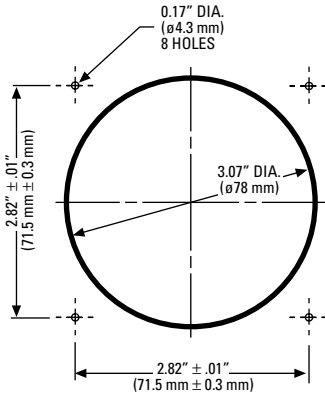


RED LEAD IS POSITIVE (+)  
BLACK LEAD IS NEGATIVE (-)  
WHITE LEAD IS TACHOMETER/SENSOR

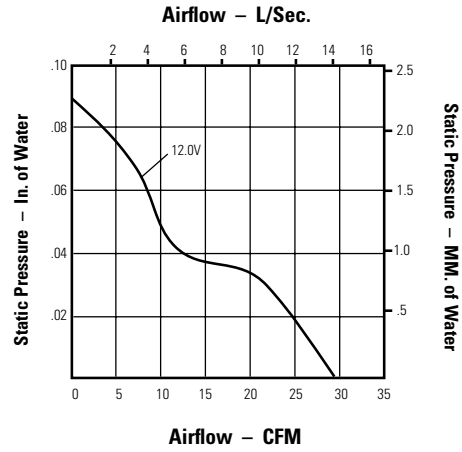
Globe Motors Part Number	Nominal Voltage VDC	Voltage Operating Range VDC	Watts	Line Amps	RPM	Acoustic Noise dBA	Airflow (Min.)	
							CFM	Liters per Second
D31-B10A-04W2-100	12	6.0 / 13.8	1.32	0.11	2400	25	28	13.2
D31-B10A-04W3-100	12	6.0 / 13.8	2.04	0.17	2700	28	32	15.0
<del>D31-B10A-04W5-100</del>	12	6.0 / 13.8	2.76	0.23	3250	34	39	18.4
D31-B10A-05W2-100	24	10.0 / 27.6	1.68	0.07	2400	25	28	13.2
D31-B10A-05W3-100	24	10.0 / 27.6	1.92	0.08	2700	28	32	15.0
D31-B10A-05W5-100	24	10.0 / 27.6	2.88	0.12	3250	34	39	18.4

\*Note: For tachometer output models, substitute "B" in part number. Part Number D31-B10"A"-04W2-100 would change to D31-B10"B"-04W2-100. Minimum order quantity may apply.  
For locked rotor sensor output models, substitute "C" in part number. Part Number D31-B10"A"-04W2-100 would change to D31-B10"C"-04W2-100. Minimum order quantity may apply.

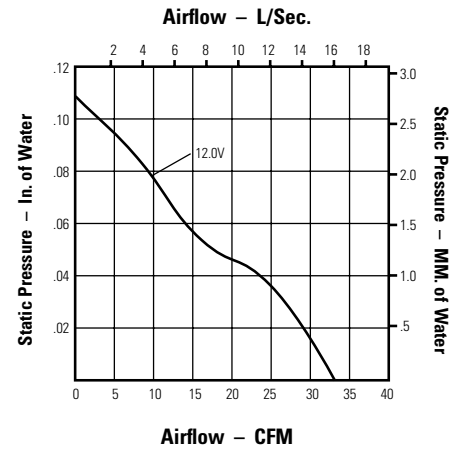
## Installation Guide



## Performance at Sea Level



**D31-B10A-04W2-100**



**D31-B10A-04W3-100**

## Approvals



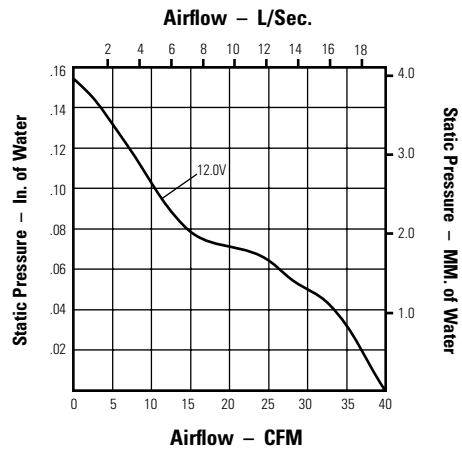
UL File No.  
E105397



CSA File No.  
72877



VDE File No.  
17074-2611-0701

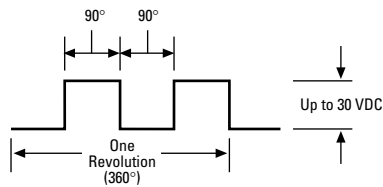


**D31-B10A-04W5-100**

All operating specifications measured at nominal operating voltage, free air at sea level

24 volt performance is identical to 12 volt fan performance

## Tachometer Output (Open Collector Circuit)



## NOTES:

## Locked Rotor Output (Open Collector Circuit)

