


Vectorbord® Extenders



Card Edge Extenders


Vectorbord® extender cards provide convenient access to functioning circuit boards for testing. Engineered for quality, Vectorbord® extenders include low insertion force and gold-plated contacts for reliable connection and minimum wear on board.




3690
 Extension length 6.5"
 22 contacts per side on 0.156" centers
 Fits Vector Series 12 or 13 Subracks
 Current rating: 5 amps at 10° F rise
 Voltage rating: 200 RMS or 300 VDC
 Trace Width: 0.092"
 Capacitance: Between traces, 9pf
 Length of trace: 4.5pf



3690-12 **S100**
 Extension length: 7.5"
 50 contacts per side on 0.125" centers
 Double sided controlled impedance board
 High reliability, gold plated connector (mounted)
 Contact fingers on card are nickel/gold-plated
 2 oz. copper clad, flame retardant epoxy glass composite material - 94V-O-UL classification
 Current rating: 5 amps at 10 degrees F rise
 Voltage rating: 200 RMS or 300 VDC




3690-6
 Extension length 11.0"
 22 contacts per side on 0.156" centers
 Fits Vector Series 14 Subracks
 Current rating: 5 amps at 10 degrees F rise
 Voltage rating: 200 RMS or 300 VDC
 Trace Width: 0.092"
 Capacitance: Between traces, 15pf
 Length of trace: 8.0pf




3690-34-3V or 3690-34-5V **PCI**
 Extender card for PCI expansion card uses the "universal" pattern for 32/64 bits in the "short-card" size
 Extenders are size and pin compatible with both 5.0V & 3.3V versions respectively
 Length: 6.875" (174.6mm)
 Contacts: 120 Ni/Gold, 0.050" centers (2x60 tabs removed in two areas for keying space)
 Height: 4.2" (106.7mm)
 Layers: 4 Power layers may use 3.3V or 5.0V
 Decoupling Caps: Installed. .1mf, 20%
 Mounting Bracket: Included


Extenders




3690-16 **STDbus**
 Extension length: 6.5"
 28 contacts per side on 0.125" centers
 Fits Vector Series 12 or 13 Subracks
 Also fits STD bus specifications
 Current rating: 5 amps at 10 degrees F rise
 Voltage rating: 200 RMS or 300 VDC
 Trace Width: 0.079"
 Capacitance: Between traces, 9pf
 Length of trace: 4.5pf



3690-18 **Multibus**
 Extension length: 7.65"
 Double sided controlled impedance board
 30 contacts each side on 0.100" centers and 43 contacts per side on 0.156" centers
 Reliable gold plated connector mounted on top and connected to circuit traces
 Nickel/gold-plated fingers on extender card
 Current rating: 5 amps at 10 degrees F rise
 Voltage rating: 200 RMS or 300 VDC
 Material: FR4, 2 oz copper clad
 Also functions as cable terminator or experimental plugboard




3690-17 **STDbus**
 Extension length 4.25"
 28 contacts per side on 0.125" centers
 Fits Vector Series 12 Subrack only
 Also fits STD-bus specifications
 Current rating: 5 amps at 10° F rise
 Voltage rating: 200 RMS or 300 VDC
 Trace Width: 0.062"
 Capacitance: Between traces, 9pf
 Length of trace: 4.5pf



3690-26 **IBM AT-ISA**
 Extension length: 5.6"
 Double sided controlled impedance board
 18/31 contacts each side on 0.100" centers
 Current rating: 5 amps at 10 degrees F rise
 Voltage rating: 200 RMS or 300 VDC
 Test points for mounting probes on each connector line
 Also available 3690-26-1 multilayer extender with decoupling capacitors



3690-2
 Extension length: 11.0"
 36 contacts per side on 0.10" centers
 Fits Vector Series 14 Subracks
 Current rating: 5 amps at 10 degrees F rise
 Voltage rating: 200 RMS or 300 VDC
 Trace Width: 0.062"
 Capacitance: Between traces, 18pf
 Length of trace: 6.3pf



3690-22 **IBM PC, XT**
 Extension length: 5.7"
 Double sided controlled impedance board
 31 contacts each side on 0.100" centers
 Test points for mounting probes on each connector line
 Current rating: 5 amps at 10 degrees F rise
 Voltage rating: 200 RMS or 300 VDC
 Flame retardant laminate construction, 2 oz copper clad

For a list of mating Vector Edge Connectors please see pages 69 and 70.

