

# Switchcraft®

[Previous Page](#) | [Return to Index](#) | [Next Page](#)



## Q-G® RECEPTACLES

1. B(\*)F Receptacle
2. B(\*)M Receptacle

### 3. C(\*)F Receptacle

### 4. C(\*)M Receptacle

[click here to download a schematic drawing](#)

(you will need to have Adobe Acrobat installed on your system to do this)



### B(\*)F Receptacle

Panel-mount female receptacle. Mounts with spanner nut from front of panels up to .4375 inches (11.11 mm) thick. Slot in threaded part of housing permits non-turn mounting. Requires 1.25-inch (31.75 mm) diameter minimum mounting hole. Spanner nut is die-cast zinc with satin nickel finish (Series B\*F) or black finish (Series B\*FB).

| Part No. <sup>1</sup> | Part No. <sup>2</sup> | Insert Contacts |
|-----------------------|-----------------------|-----------------|
| B3F                   | B3FB                  | 3               |
| ∅B4F                  | -                     | 4               |
| ∅B5F                  | -                     | 5               |
| ∅B6F                  | -                     | 6               |
| ∅B7F                  | -                     | 7               |

### B(\*)M Receptacle

Panel-mount male receptacle. Mounts with locknut from front of panels up to .250-inch (6.35 mm) thick. Requires .812-inch (20.64 mm) diameter mounting hole. For non-turning mounting, can be keyed to ØDÓ shaped panel hole, or S3519 mounting adapter can be used. Satin nickel finish (Series B\*M) or black finish (Series B\*MB).

| Part No. <sup>1</sup> | Part No. <sup>2</sup> | Insert Contacts |
|-----------------------|-----------------------|-----------------|
| B3M                   | B3MB                  | 3               |
| B4M                   | -                     | 4               |
| ∅B5M                  | -                     | 5               |
| ∅B6M                  | -                     | 6               |
| ∅B7M                  | -                     | 7               |

## C(\*)F Receptacle

Female receptacle for panel or chassis mounting. Flange has three .140 inch (3.57 mm) diameter holes for #5-40 mounting screws (not supplied). Mounts from front of panel or chassis in 0.953 inch (24.21 mm) diameter hole.

| Part No. <sup>1</sup> | Part No. <sup>5</sup> | Insert Contacts |
|-----------------------|-----------------------|-----------------|
| C3F                   | ⌘QGP326               | 3               |
| C4F                   | -                     | 4               |
| C5F                   | -                     | 5               |
| ⌘C6F                  | -                     | 6               |
| ⌘C7F                  | -                     | 7               |

## C(\*)M Receptacle

Male receptacle for panel or chassis mounting. Flange has three .140 inch (3.57 mm) diameter holes for #5-40 mounting screws (not supplied). Mounts from front of panel or chassis in .766 inch (19.45 mm) diameter hole.

| Part No. <sup>1</sup> | Part No. <sup>5</sup> | Insert Contacts |
|-----------------------|-----------------------|-----------------|
| C3M                   | ⌘QGP327               | 3               |
| C4M                   | -                     | 4               |
| C5M                   | -                     | 5               |
| ⌘C6M                  | -                     | 6               |
| ⌘C7M                  | -                     | 7               |

1 Satin nickel finish. (standard)

2 "Black-Velvet" finish. (optional)

3 Gold-plated contacts. (optional)

4.Fas-disconnect detent. (optional)

5 Non-reflective gray finish, gold-plated pins. (standard)

\*Number of insert contacts or pins must be specified to complete part number.

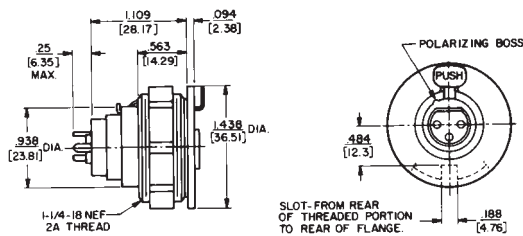
## Q-G® RECEPTACLES

### B(\*)F RECEPTACLE

Panel-mount female receptacle. Mounts with spanner nut from front of panels up to .4375 inches (11.11 mm) thick. Slot in threaded part of housing permits non-turn mounting. Requires 1.25-inch (31.75 mm) diameter minimum mounting hole. Spanner nut is die-cast zinc with satin nickel finish (Series B\*F) or black finish (Series B\*FB).



| Part No. <sup>1</sup> | Part No. <sup>2</sup> | Insert Contacts |
|-----------------------|-----------------------|-----------------|
| B3F                   | B3FB                  | 3               |
| ◇B4F                  | —                     | 4               |
| ◇B5F                  | —                     | 5               |
| ◇B6F                  | —                     | 6               |
| ◇B7F                  | —                     | 7               |

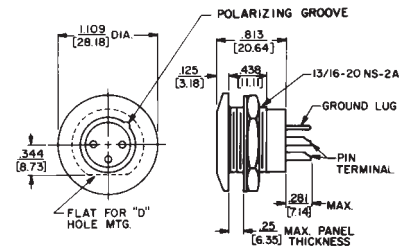


### B(\*)M RECEPTACLE

Panel-mount male receptacle. Mounts with locknut from front of panels up to .250-inch (6.35 mm) thick. Requires .812-inch (20.64 mm) diameter mounting hole. For non-turning mounting, can be keyed to "D" shaped panel hole, or S3519 mounting adapter can be used. Satin nickel finish (Series B\*M) or black finish (Series B\*MB).



| Part No. <sup>1</sup> | Part No. <sup>2</sup> | Insert Pins |
|-----------------------|-----------------------|-------------|
| B3M                   | B3MB                  | 3           |
| B4M                   | —                     | 4           |
| ◇B5M                  | —                     | 5           |
| ◇B6M                  | —                     | 6           |
| ◇B7M                  | —                     | 7           |

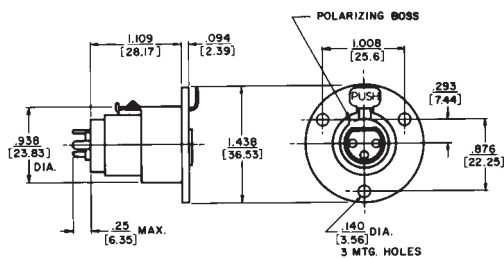


### C(\*)F RECEPTACLE

Female receptacle for panel or chassis mounting. Flange has three .140 inch (3.57 mm) diameter holes for #5-40 mounting screws (not supplied). Mounts from front of panel or chassis in 0.953 inch (24.21 mm) diameter hole.



| Part No. <sup>1</sup> | Part No. <sup>5</sup> | Insert Contacts |
|-----------------------|-----------------------|-----------------|
| C3F                   | ◇QGP326               | 3               |
| C4F                   | —                     | 4               |
| C5F                   | —                     | 5               |
| ◇C6F                  | —                     | 6               |
| ◇C7F                  | —                     | 7               |

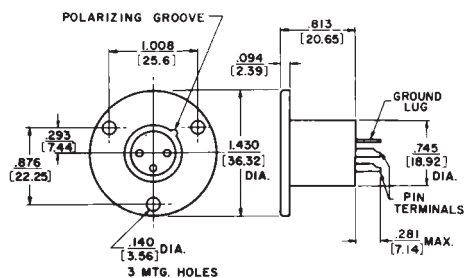


### C(\*)M RECEPTACLE

Male receptacle for panel or chassis mounting. Flange has three .140 inch (3.57 mm) diameter holes for #5-40 mounting screws (not supplied). Mounts from front of panel or chassis in .766 inch (19.45 mm) diameter hole.



| Part No. <sup>1</sup> | Part No. <sup>5</sup> | Insert Pins |
|-----------------------|-----------------------|-------------|
| C3M                   | ◇QGP327               | 3           |
| C4M                   | —                     | 4           |
| C5M                   | —                     | 5           |
| ◇C6M                  | —                     | 6           |
| ◇C7M                  | —                     | 7           |



DIMENSIONS ARE FOR REFERENCE ONLY Inch  
(mm)

NOTE: Contact your Switchcraft Representative for price and delivery.