

Thermomagnetic device circuit breaker - UT 6-TMC M 12A - 0916611

Please be informed that the data shown in this PDF Document is generated from our Online Catalog. Please find the complete data in the user's documentation. Our General Terms of Use for Downloads are valid (<http://download.phoenixcontact.com>)



Thermomagnetic circuit breaker, 1-pos., for DIN rail mounting

The figure shows the 10 A version

Product Features

- Thermomagnetic circuit breakers feature a compact design, large-surface labeling options, and a double plug-in bridge shaft
- Clear assignment of the relevant circuit breaker thanks to the large center labeling area
- High level of system availability thanks to their reclosure function and clear status display



Key commercial data

Packing unit	0
Minimum order quantity	6
Catalog page	Page 199 (TT-2011)
GTIN	 4 046356 449472
Custom tariff number	85362010
Country of origin	CZECH REPUBLIC

Technical data

General

Number of levels	1
Number of connections	2
Degree of protection	IP40 (Actuation area)
Degree of protection	IP20 (Connection area)
Mounting type	DIN rail: 35 mm
Color	gray
Number of positions	1
Surge voltage category	II
Insulating material	PA66

Thermomagnetic device circuit breaker - UT 6-TMC M 12A - 0916611

Technical data

General

Inflammability class according to UL 94	V0
---	----

Dimensions

Height	85.5 mm
Width	12.3 mm
Depth	89.5 mm

Technical data

Fuse type	Automatic device
Rated surge voltage	2.8 kV
Rated voltage	240 V AC (50/60 Hz)
Rated voltage	28 V DC
Rated voltage	240 V AC (50/60 Hz)
Rated voltage	28 V DC
Operating voltage	50 V AC ... 264 V AC (48 - 62 Hz)
Operating voltage	5 V DC ... 30.8 V DC
Rated current I_n	12 A
Rated insulation voltage U_i	440 V AC
Insulation resistance R_{iso} :	> 100 M Ω (main contact)
Required backup fuse	25 A
Rated short-circuit switching capacity I_{cn}	200 A (240 V AC)
Rated short-circuit switching capacity I_{cn}	400 A (28 V DC)
Dielectric strength	2000 V
Cycles, max.	6000 (at 1 x I_n)
Cycles, max.	50 (at 1.5 x I_n)
Cycles, max.	40 (at 6 x I_n)
Pollution degree	2
Surge voltage category	II
Ambient temperature (operation)	-30 °C ... 60 °C

Connection data

Conductor cross section solid min.	0.2 mm ²
Conductor cross section solid max.	10 mm ²
Conductor cross section stranded min.	0.2 mm ²
Conductor cross section stranded max.	10 mm ²
Conductor cross section AWG/kcmil min.	24
Conductor cross section AWG/kcmil max	8
Conductor cross section stranded, with ferrule without plastic sleeve min.	0.25 mm ²
Conductor cross section stranded, with ferrule without plastic sleeve max.	6 mm ²

Thermomagnetic device circuit breaker - UT 6-TMC M 12A - 0916611

Technical data

Connection data

Conductor cross section stranded, with ferrule with plastic sleeve min.	0.25 mm ²
Conductor cross section stranded, with ferrule with plastic sleeve max.	6 mm ²
2 conductors with same cross section, solid min.	0.2 mm ²
2 conductors with same cross section, solid max.	2.5 mm ²
2 conductors with same cross section, stranded min.	0.2 mm ²
2 conductors with same cross section, stranded max.	2.5 mm ²
2 conductors with same cross section, stranded, ferrules without plastic sleeve, min.	0.25 mm ²
2 conductors with same cross section, stranded, ferrules without plastic sleeve, max.	1.5 mm ²
2 conductors with same cross section, stranded, TWIN ferrules with plastic sleeve, min.	0.5 mm ²
2 conductors with same cross section, stranded, TWIN ferrules with plastic sleeve, max.	4 mm ²
Connection method	Screw connection
Stripping length	10 mm
Screw thread	M4
Tightening torque, min	1.5 Nm
Tightening torque max	1.8 Nm

Standards

Standard - Electrical safety	EN 60934
Standard - Electrical safety	UL 1077
Standard - Electrical safety	CSA 22.2 No. 235

Classifications

ETIM

ETIM 2.0	EC000899
ETIM 3.0	EC000899
ETIM 4.0	EC000899
ETIM 5.0	EC000899

UNSPSC

UNSPSC 11	39121411
UNSPSC 12.01	39121411
UNSPSC 13.2	39121411
UNSPSC 6.01	30211812
UNSPSC 7.0901	39121411

Thermomagnetic device circuit breaker - UT 6-TMC M 12A - 0916611

Classifications

eCl@ss

eCl@ss 4.0	27141116
eCl@ss 4.1	27141116
eCl@ss 5.0	27141116
eCl@ss 5.1	27141116
eCl@ss 6.0	27141116
eCl@ss 7.0	27141116

Approvals

Approvals




Approvals

CSA / UL Recognized / VDE Zeichengenehmigung / cUL Recognized / GOST / cULus Recognized

Ex Approvals


Approvals submitted

Approval details



Thermomagnetic device circuit breaker - UT 6-TMC M 12A - 0916611

Approvals



Accessories

Accessories

Bridges

Plug-in bridge - FBS 2-6 - 3030336



Plug-in bridge, Number of positions: 2, Color: red

Plug-in bridge - FBS 3-6 - 3030242



Plug-in bridge, Number of positions: 3, Color: red

Plug-in bridge - FBS 4-6 - 3030255



Plug-in bridge, Number of positions: 4, Color: red

Plug-in bridge - FBS 5-6 - 3030349



Plug-in bridge, Number of positions: 5, Color: red

Thermomagnetic device circuit breaker - UT 6-TMC M 12A - 0916611

Accessories

Plug-in bridge - FBS 10-6 - 3030271



Plug-in bridge, Number of positions: 10, Color: red

Plug-in bridge - FBS 20-6 - 3030365



Plug-in bridge, Number of positions: 20, Color: red

Marking

Warning label - WS UT 6 - 3047345



Warning sign for UT terminal blocks

Marker for terminal blocks - UC-TM 12 - 0819194



Marker for terminal blocks, Sheet, white, Unlabeled, Can be labeled with: BLUEMARK CLED, Bluemark, Plotter, Mounting type: Snap into tall marker groove, For terminal block width: 12 mm, Lettering field: 11.45 x 10.5 mm

Zack marker strip - ZB 12:UNPRINTED - 0812120



Zack marker strip, Strip, white, Unlabeled, Can be labeled with: Plotter, Mounting type: Snap into tall marker groove, For terminal block width: 12.2 mm, Lettering field: 12 x 10.5 mm

Tools

Thermomagnetic device circuit breaker - UT 6-TMC M 12A - 0916611

Accessories

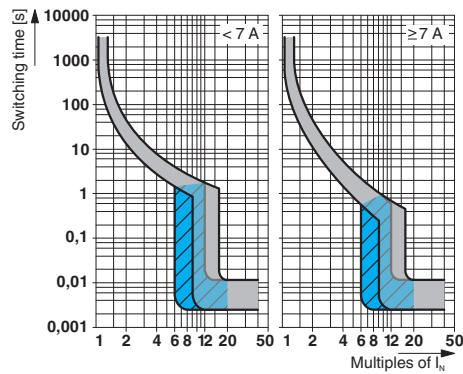
Screwdriver - SZS 1,0X4,0 VDE - 1205066



Screwdriver, bladed, VDE insulated, size: 1.0 x 4.0 x 100 mm, 2-component grip, with non-slip grip

Drawings

Diagram



Trigger characteristic