

Please note that the data given here has been taken from the online catalog. For comprehensive information and data, please refer to the user documentation at <http://www.download.phoenixcontact.com>. The General Terms and Conditions of Use apply to Internet downloads.

► Extract from the online catalog



MCR loop-powered isolator, 2-channel, for the electrical isolation of current signals without auxiliary power, with screw connection, input signal: 0(4)..20 mA, output signal: 0(4)..20 mA

Order No.	2864655
Ord designation	MINI MCR-SL-2CP-I-I
EAN	4017918974893
Pack	1 Pcs.
Customs tariff	85437090
Weight/Piece	0.061 KG
Catalog page information	Page 294 (IF-2007)

► Product notes

WEEE/RoHS-compliant since: 11/17/2006



IMPORTANT : This date is valid for Customers in Germany only. Date Format is MM/DD/YYYY. Please contact your local in-country Phoenix Contact location or designated business partner for a Logistics Compliant date in your area. In order to guarantee delivery of RoHS-Compliant product, please purchase Phoenix Contact parts from authorized Phoenix Contact representatives and distributors.

MINI MCR-SL-2CP-I-I



▶ **Technical data**

Input data

Description of the input	Current input
Configurable/programmable	No
Current input signal	0 mA ... 20 mA
Current input signal	4 mA ... 20 mA
Max. input voltage	18 V
Max. input current	40 mA
Response current	Approx. 190 μ A
Input voltage limitation	18 V
Voltage dissipation	1.7 V (at I = 20 mA)

Output data

Output name	Current output
Configurable/programmable	No
Current output signal	0 mA ... 20 mA
Current output signal	4 mA ... 20 mA
Load/output load current output	600 Ω (at I = 20 mA output signal)

Power supply

Range of supply voltages	(no separate supply voltage necessary)
--------------------------	--

Connection data

Type of connection	Screw connection
Conductor cross section solid min.	0.14 mm ²
Conductor cross section solid max.	2.5 mm ²
Conductor cross section stranded min.	0.2 mm ²
Conductor cross section stranded max.	2.5 mm ²
Conductor cross section AWG/kcmil min.	26
Conductor cross section AWG/kcmil max	12
Stripping length	12 mm
Screw thread	M3

General data

No. of channels	2
Length	102.5 mm
Width	6.2 mm
Height	93.1 mm
Transmission error, max.	< 0.1 % (of end value)
Temperature coefficient, max. (/K)	\leq 0.002 %/K (from measured value / 100 Ω load)
Additional error, load-dependent	0.03 % (from measured value / 100 Ω load)
Cut-off frequency (3 dB)	75 Hz
Step response (10-90%)	5 ms (At 600 Ω load)
Ambient temperature (operation)	-20 $^{\circ}$ C ... 65 $^{\circ}$ C
Ambient temperature (storage/transport)	-40 $^{\circ}$ C ... 85 $^{\circ}$ C
Degree of protection	IP20
Emitted interference	EN 61000-6-4
Immunity to interference	EN 61000-6-2
Color	green
Housing material	PBT
Installation position	Any

MINI MCR-SL-2CP-I-I



Assembly instructions

The DIN rail bus connector (T-BUS) can be used for bridging the supply voltage. It can be snapped onto a 35 mm EN 60715 DIN rail.

Conformance

CE compliance

ATEX approval

II 3 G Ex nA II T4 X

UL, USA / Canada

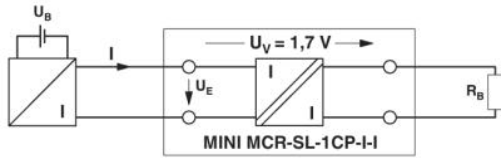
Class I, Div. 2, Groups A, B, C, D or non-hazardous locations

GL

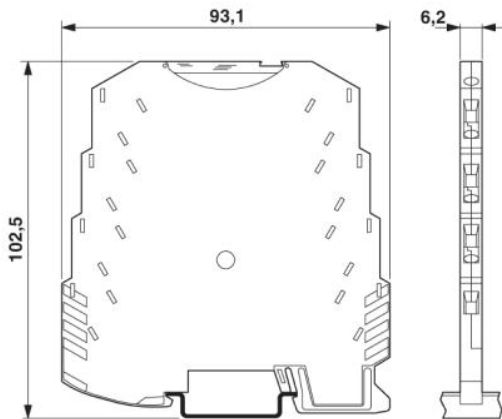
German Lloyd

▶ Drawings

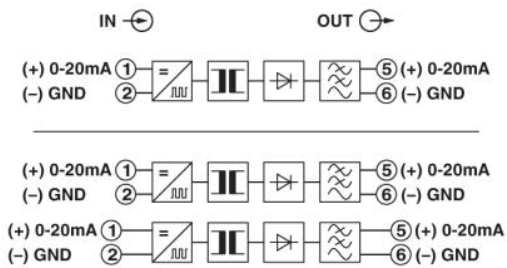
Application drawing



Dimensioned drawing



Circuit diagram



Logo



Ex n

► Address

PHOENIX CONTACT GmbH & Co. KG
Flachsmarktstr. 8
32825 Blomberg
Germany
Phone +49 5235 3 00
Fax +49 5235 3 41200
<http://www.phoenixcontact.de>
Phoenix Contact
Technical modifications reserved;