

Advantages of a Finger-Safe, Octal and Square Base Socket System

The Complete System Solution!



I.D. Tag/Write-On Plastic Label
Used for Custom Identification of Circuits.

Isolated Input and Output Terminals
Separates Control Circuits from Load Circuits.


Slim Design
Minimizes Space on DIN Rail.

Mating Hold-Down Clips Available
Secures Relay to Socket.



DIN Rail End Clip
Locking Screw Keeps a Snug DIN Rail System by Eliminating Sliding Sockets.

DIN Rail
35 mm Extruded Aluminum Rail.
Designed to Work With Most Sockets.
Pre-punched for Quick Installation.



- Offers a “one stop solution” for your power management system.
- Plug-In switching capabilities from 5 to 20 Amps.
- Optional Accessories allow for customized applications.
- Ejector clips, ribbed relay housings and space-saving sockets allow for easy removal from crowded DIN rails.
- Color and appearance designed for high visibility in all environments.
- Wiring diagrams include NEMA and IEC standards.

Modules
Allows for Optional Protection or LED Modules to be Used With Sockets.

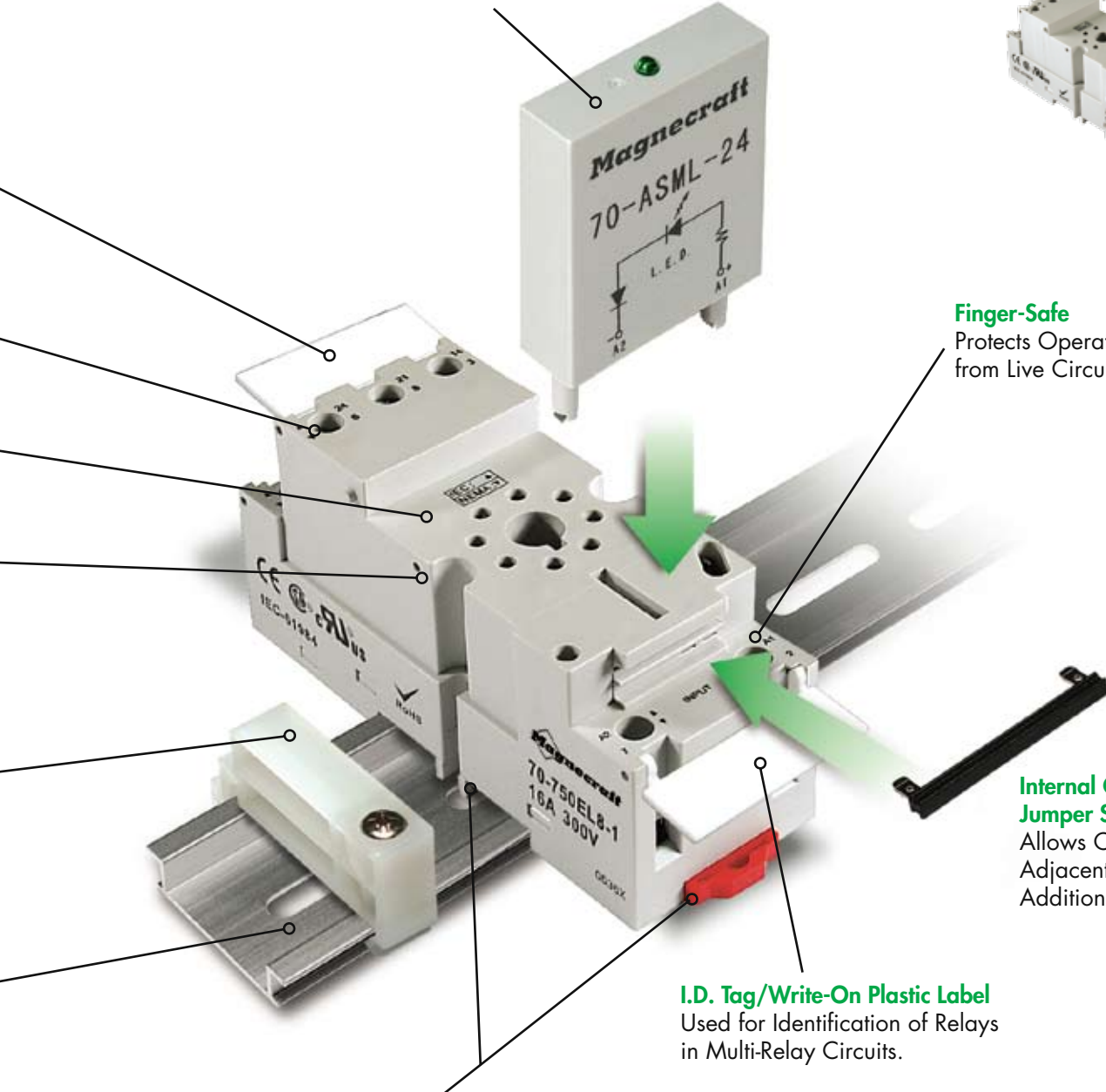


Finger-Safe
Protects Operators from Live Circuits.

Internal Coil Bus Jumper System
Allows Connection to Adjacent Sockets Without Additional Wiring.

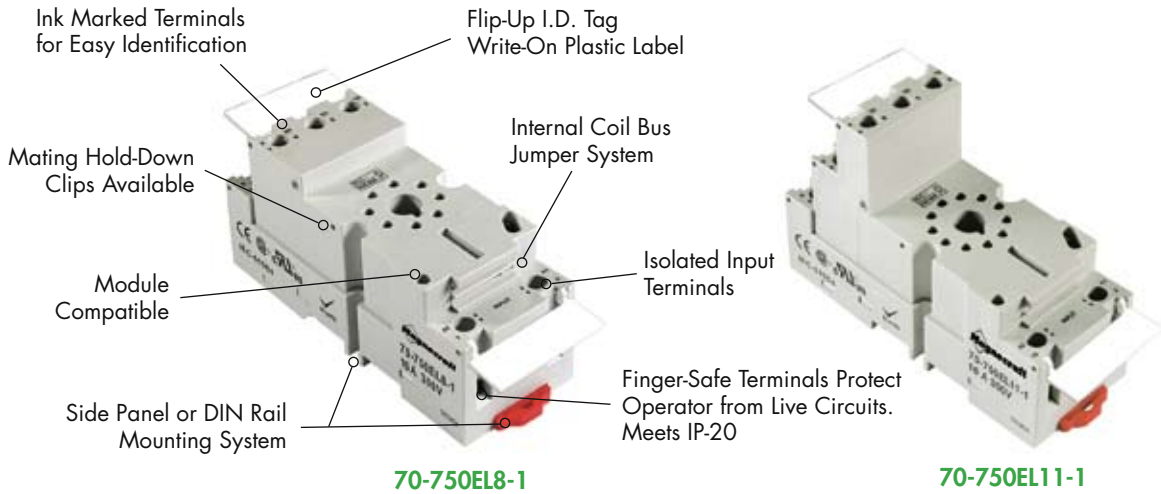
I.D. Tag/Write-On Plastic Label
Used for Identification of Relays in Multi-Relay Circuits.

2-Way Side or DIN Rail Mounting System
Retrofits Existing Panel Mounting and 35 mm DIN Rail.



70-750EL8-1, 70-750EL11-1 Sockets/16 Amp Rating, 300 Volts

NEW
NEW
NEW
NEW
NEW



70-750EL8-1

70-750EL11-1

BOLD-FACED PART NUMBERS ARE NORMALLY STOCKED

Standard Part Number

Description

70-750EL8-1

70-750EL11-1

8 and 11-Pin Octal, Logic Style, Finger-Safe, DIN/Panel Mount w/Elevator Terminals, Module Compatible



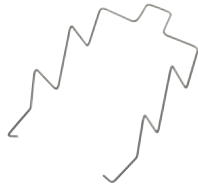
General Specifications (UL 508)

Characteristics	Units	Value
Number of Terminals		8, 11
Electrical Rating		
Nominal Voltage Rating	Volts	300
Nominal Current Rating	Amps	16
Dielectric Strength		
Output to Adjacent Output Terminals	V rms	3000
Output to Input Terminals	V rms	3000
Terminals to Rail / Chassis	V rms	3000
Temperature		
Operating Range:	°C	- 40 to + 80
Storage Range:	°C	- 40 to + 105
Construction		
Protection Category (Finger-Safe)	EN 60529	IP 20
Internal Metal Tracks		Copper Alloy, Zinc Plated
Screw Terminals		Steel, Zinc Plated
Screw Style		Combination Head,
Screw size	mm	M3.5
Screw Torque 3.5 mm (Maximum)	Lb-in / Nm	9 / 1.0
Miscellaneous		
Socket Mounting:		Din / Panel
Wire Size Capacity (Maximum)	EN 60204-1	AWG mm2
Soild Cu	AWG, mm2	12 / 14 (2) 4 / 2.5 (2)
Stranded Cu	AWG, mm2	12 / 14 (2) 4 / 2.5 (2)
Wire Connection Method		Elevator
DIN Rail Mounting	EN 60715	35mm
Chassis Mount Screw Torque	Lb-in / Nm	7 / 0.8
Flamability Rating	Class	94V-0
Body Color		Light Gray
DIN Locking Method		Red Plastic Locking Clip
Product Certification		UL, CSA
Conformance		CE, RoHS
Weight	grams	79

Optional Mating Accessories



750 Relay



16-1351



70-ASM



16-750/788FT-1



16-750/788CBJ-1

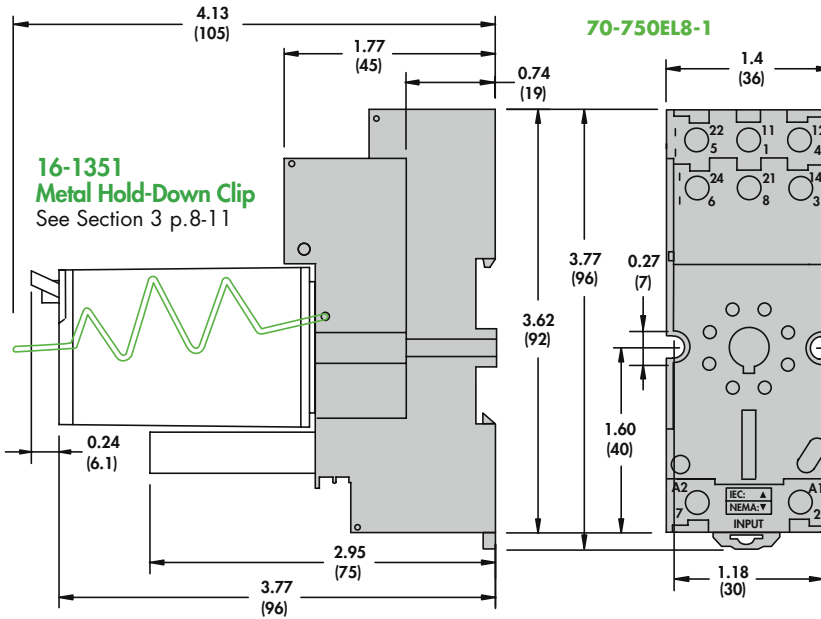


16-700DIN

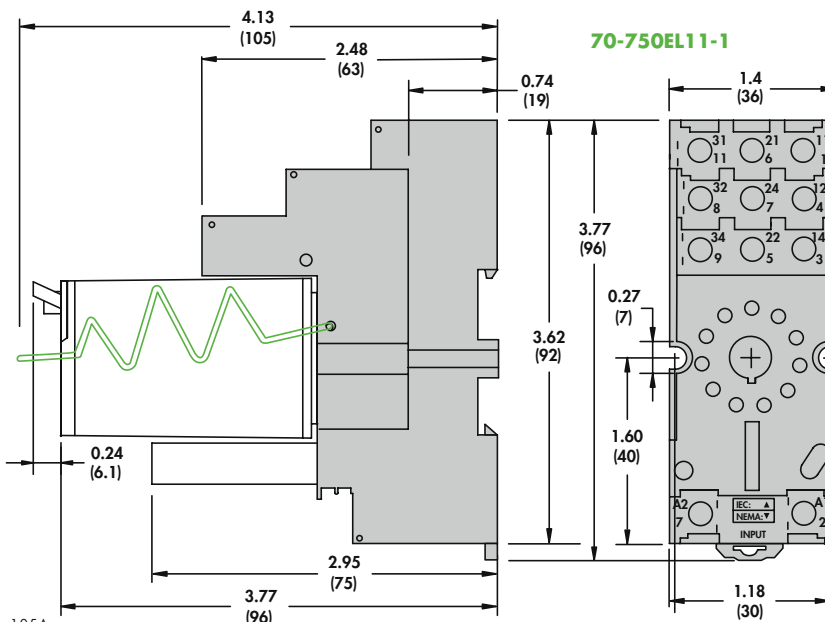
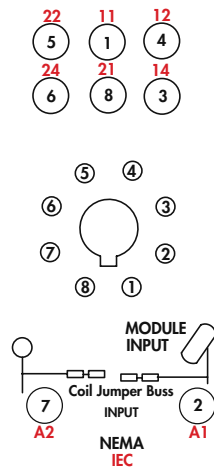


16-DCLIP-1

Standard Part Number	Description	Catalog Location
750	Relay	Section 1 p.24-29
16-1351	Metal Hold-Down Clip	Section 3 p.8-11
70-ASM	Module	Section 3 p.4-5
16-750/788FT-1	Plastic I.D. Tag	Section 3 p.12
16-750/788CBJ-1	Coil Bus Jumper	Section 3 p.13
16-700DIN	Metal DIN Rail	Section 3 p.19
16-DCLIP-1	DIN Rail Locking Clip	Section 3 p.19



Wiring Diagram Top View



Wiring Diagram Top View

