


CLASSIC II FOOTSWITCH



Classic II Footswitch

Environmental Ratings:

NEMA Type 1, 2, 4 & 13
 UL ENCLOSURE 1, 2, 4 & 13
 CSA ENCLOSURE 1, 2, 4 & 13
 EN 60529 Degree of Protection IP56
 Driptight - Dusttight - Watertight - Oiltight

Key Benefits

- Cast aluminum body and treadle with steel base plate and nonskid base pad.
- All models single stage momentary contact.
- Single 3/4"-14 N.P.T threaded conduit entry is standard.
- Special Dual 1/2"-14 N.P.T. threaded conduit entry and metric sizes available to the O.E. M. on special order.
- Full shield models are painted Alert Orange.
 Size: 7-1/4" x 6-1/4" x 5-1/2" Weight: 2-3/4 lbs.
- Unguarded models are painted black.
 Size: 6-1/5" x 3-1/2" x 2-1/4" Weight: 1-1/2 lbs.
- Scaled down cost effective size, ideally suited for portable equipment and other medium duty applications.

SPECIFICATIONS

(Special variations are available to the O.E.M. on special order on the models listed below)

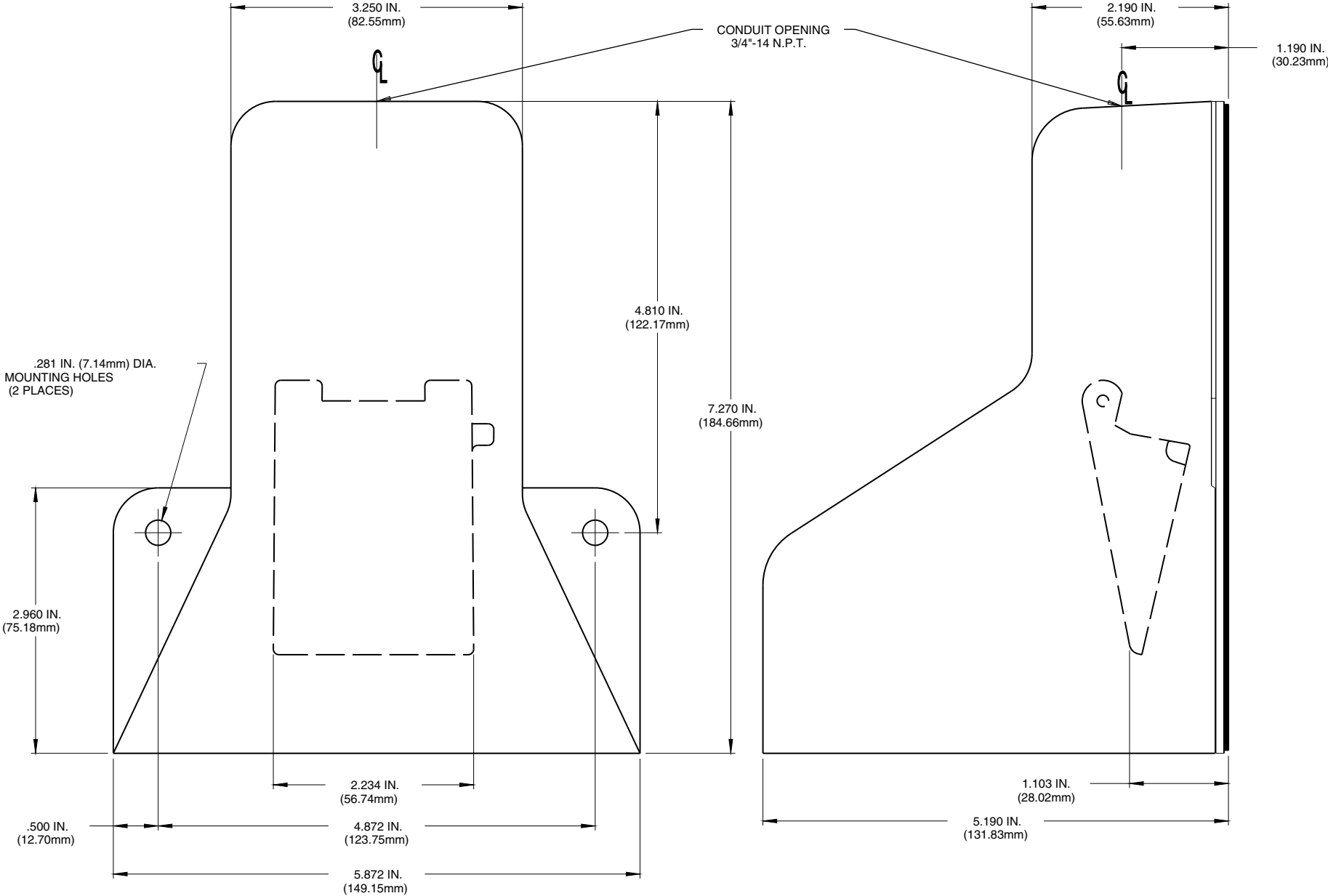
⚠ WARNING

CATALOG NUMBER	DESCRIPTION	TYPE	CIRCUIT	FORM	ELECTRICAL RATINGS
78SH1	Momentary	Full Shield	SPDT	C	20 A 125-250 VAC 1 H.P. 125-250 VAC Heavy Pilot Duty 250 VAC Max.
78SH2	Momentary	Full Shield	DPDT	C	
78SN1	Momentary	No Guard	SPDT	C	
78SN2	Momentary	No Guard	DPDT	C	

BOLD COPY INDICATES STOCK ITEM

Classic II Single Guarded Model

NOTE: ALL DIMENSIONS ARE FOR REFERENCE ONLY.



NEMA Type 1, 2, 4 & 13
UL ENCLOSURE 1, 2, 4 & 13
CSA ENCLOSURE 1, 2, 4 & 13
EN 60529 Degree of Protection IP56

Driptight • Dusttight • Watertight • Oiltight
MEDIUM DUTY COMPACT DESIGN

Materials of Construction:

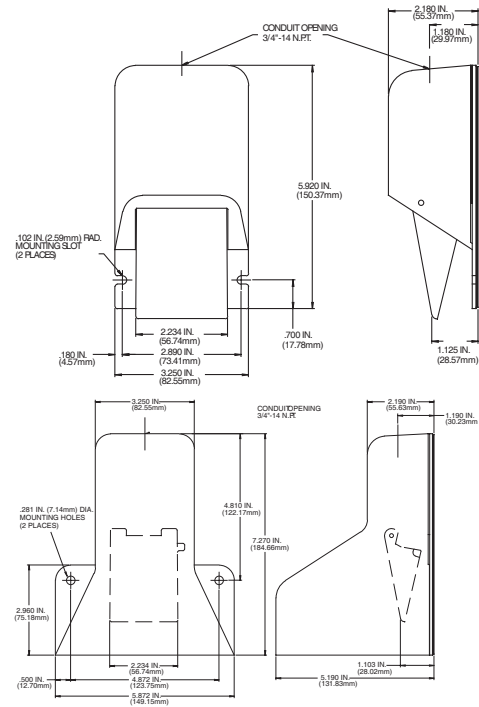
- Cast aluminum body and treadle with steel base plate and nonskid base pad
- Single 3/4"-14 N.P.T. threaded conduit entry is standard

Features & Benefits:

- All models single stage momentary contact
- 2 holes provided for rigid mounting to floor or equipment

Options:

- Special threaded conduit entry available to the O.E.M. on special order (Dual / Metric)
- Single/Dual 1/2 In. -14 NPT threaded conduit entry
- Metric threaded conduit entry



No Shield	
Size (HxWxD):	2.25 In. x 3.50 x 6.20 In.
Weight:	1.50 lbs.
Shielded	
Size (HxWxD):	5.19 In. x 5.90 x 7.25 In.
Weight:	2.75 lbs.

⚠ WARNING SEE PRODUCT WARNING ON PAGE 8

SPECIFICATIONS (Special variations are available to the O.E.M. on special order on the models listed below)

AGENCY APPROVALS	EN 60529 Degree of Protection	CATALOG NUMBER	DESCRIPTION	CIRCUIT	FORM	ELECTRICAL RATINGS
	IP56	78SN1	Momentary	SPDT	C	20 A 125-250 VAC 1 H.P. 125-250 VAC Heavy Pilot Duty 250 VAC Max.
	IP56	78SN2	Momentary	DPDT	C	
	IP56	78SH1	Momentary	SPDT	C	
	IP56	78SH2	Momentary	DPDT	C	