

Linear	Desktop
Enclosed or L Bracket	Open Frame
PCB Mount	Rack Mount Hot Swap

# AC-DC Selector

Applications	# of Outputs	Output Power (W)											
		5	10	15	30	50	100	300	500	1000	1500	2500	
High Reliability Industrial (Five Year Warranty)	Single				NNS			HWS					
							JWS			LZSA			
					NND								
	Dual				NND								
	Triple					JWT							
Industrial (Three Year Warranty)	Single & Multiple	HK-A (Single Output, 115VAC input)											
							NV						
						MTW							
									Vega		Alpha		
						LS							
Datacom Commercial (One - Two Year Warranty)	Single	KW, KPS, KM											
		ZWS, ZWSAF, ZWSPAF											
						DT							
						H							
							SC, SC120, ZP						
	Multiple								SWS				
									PFE				
									FPS (1U)				
									TH (1U)				
		KW, KM											
Programmable	Single					LWD, LWT							
						H							
						DT							
							SC, ZP						
								ZWD, ZWQ					
DIN Rail Mount	Single	DSP, DPP, DLP-PU*							ZUP				
								DLP					

\* See website

## 75 to 240W, 24V Output DIN Rail Mount Power Supplies



- ◆ Low Cost
- ◆ 3 Year Warranty
- ◆ UL508 Listed, NEC NFPA70 Class 2<sup>(1)</sup> (/C2 Models)
- ◆ Convection Cooled
- ◆ Conforms to EN61000-3-2 (PFC)
- ◆ Conducted and Radiated EMI, Class B
- ◆ Input Transient Protection, IEC61000-4
- ◆ Semi F47 Compliant (DLP180 & 240 only)

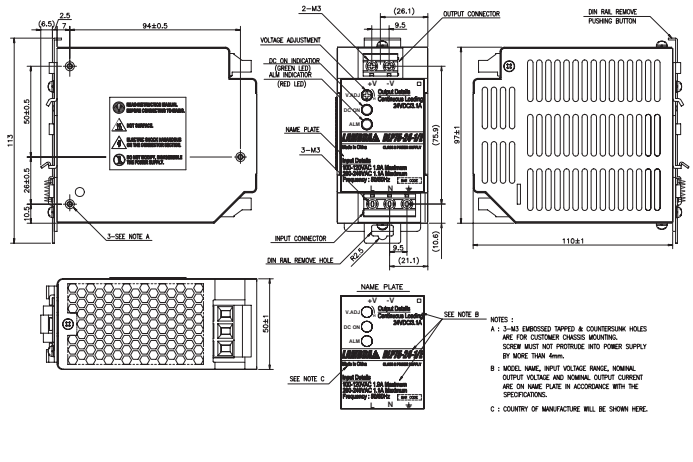
RoHS

Specifications						
MODELS		DLP75-24-1/E	DLP100-24-1/E	DLP120-24-1/E	DLP180-24-1/E	DLP240-24-1/E
ITEMS		DLP75-24-1/C2EJ	DLP100-24-1/C2EJ			
Output Voltage	V	24	24	24	24	24
Output Current (/C2 models)	A	3.1 (2.5)	4.1 (3.7)	5.0	7.5	10
Output Power (/C2 models)	W	75 (60)	98.4 (88.8)	120	180	240
Output Voltage Adjustment	V	21.6 - 28 (fixed for /C2 models)				
Load Regulation	-	192mV				
Line Regulation	-	120mV				
Ripple/Noise (0-60°C)	mV	240				
AC Input Voltage & Frequency	-	85-132/170-265VAC, 47-63Hz Auto select			85-265VAC (47-63Hz) or 120-370VDC <sup>(2)</sup>	
Input Current 100/230VAC	A	1.7/0.8	2.3/1.2	2.4/1.3	2.3/1.0	3.0/1.3
	/C2	1.4/0.7	2.0/1.0		-	
Efficiency 100/230VAC	%	81/83	82/85	83/85	84/87	82/86
Power Factor	-	Meets EN61000-3-2 (DLP180, 240: >0.95)				
Inrush Current(Typ)100/230VAC	A	20/45				
Leakage Current	mA	Less than 0.75mA				
Hold-up Time 100/230VAC	ms	20/30 (Semi F47 Compliance, DLP 180 & 240 only)				
Overcurrent Protection	-	>105%,Fold Back	>105%, Constant Current			
	/C2	~2.6A	~3.75A			
Overvoltage Protection	-	30-35V, latching, cycle AC line to reset (26-30V DLP75-24-1/C2EJ)				
LED Indicators	-	Green LED = DC ok Red LED = overcurrent				
Operating Temperature (3)	-	Convection cooled, -10°C to 60°C, derate linearly to 60% load from 50 to 60°C				
Storage Temperature	-	-30°C~+85°C				
Humidity (Non-Condensing)	%RH	30-90% operating 10-95% non operating				
Withstand Voltage	-	Input - Ground 2kVAC, Input to Output 3kVAC, Output - Ground 500VAC				
Vibration	-	9.8m/s <sup>2</sup> (1.0G) at DIN rail; (10-55Hz: 9.8m/s <sup>2</sup> Constant, X,Y, Z each 1 hour)				
Shock	-	196m/s <sup>2</sup> (20G)				
Safety Agency Approvals	-	UL508, NEC Class 2 <sup>(1)</sup> (/C2 models), UL60950-1, CSA60950-1, EN60950-1, CE, EN50178 Cat III (Pri)				
Conducted EMI	-	FCC-B, EN55011/EN55022-B, VCCI-B; Meets IEC61000-4-1				
Radiated EMI	-	EN55011/EN55022-B, FCC-Class B, VCCI-B				
ESD	-	IEC61000-4-2 ±10kV (Air), ±5kV (Contact)				
Radiated RFI	-	IEC61000-4-3 80-1000MHz, 12V/m 80% AM 1kHz				
Fast Transient Burst	-	IEC61000-4-4 2.4kV 5kHz				
Lightning Surge	-	IEC61000-4-5 4.4kV, 1.2x50µs (Common Mode) 2.4kV 1.2x50µs (Normal)				
Conducted RFI	-	IEC61000-4-6 150kHz-80MHz, 12V, 80% AM 1kHz				
Magnetic Field	-	IEC61000-4-8 36A/m				
Voltage Dips	-	IEC61000-4-11 70% 10ms, 40% 100ms, 0% 5s				
Size	mm	50 x 97 x 110	60 x 97 x 110	60 x 97 x 110	80 x 97 x 110	120 x 97 x 110
Weight	g	470	540	540	780	1000
Warranty	-	3 Years				

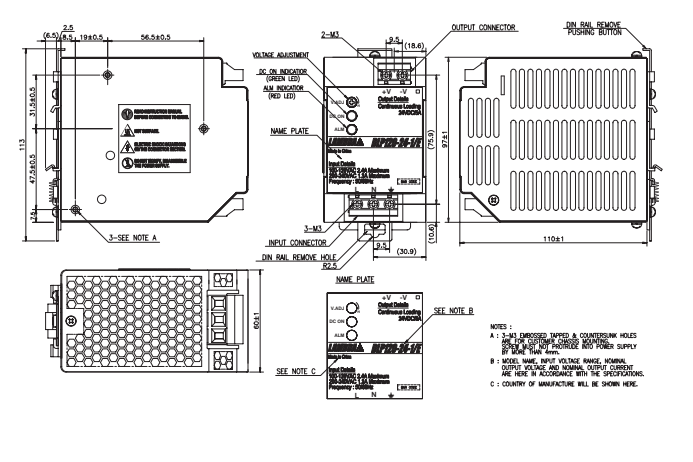
(1) Evaluated to NEC NFPA70 Class 2 output per UL1310  
 (2) DC input is not safety approved

(3) DLP240-24-1/E, 170-265VAC: -10°C~+70°C, derated linearly to 60% load from 50° to 70°C.  
 DLP75-24-1/C2EJ: -10°C~+70°C, derated linearly to 75% load from 50° to 60°C.  
 DLP100-24-1/C2EJ: -10°C~+70°C, derated linearly to 80% load from 50° to 60°C.

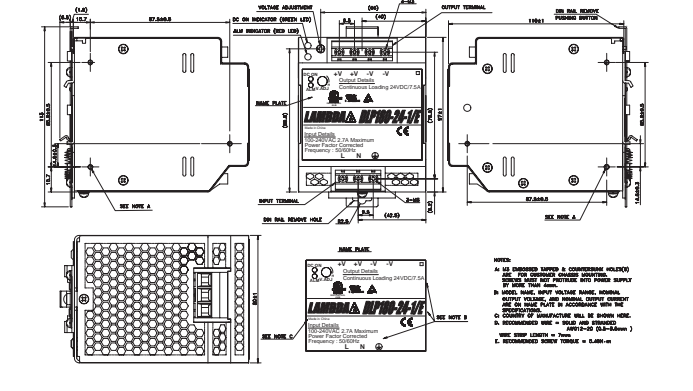
## DLP75 Outline



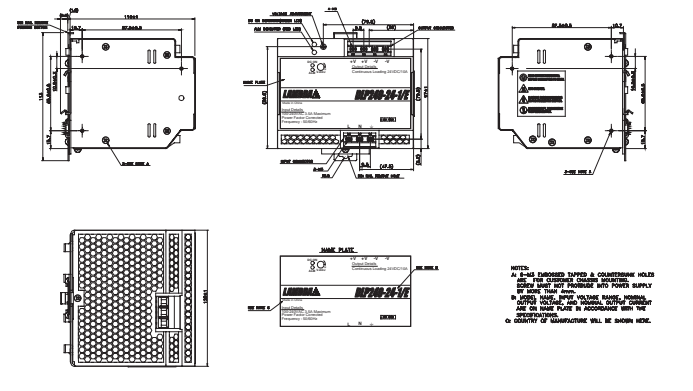
## DLP 100/120 Outline



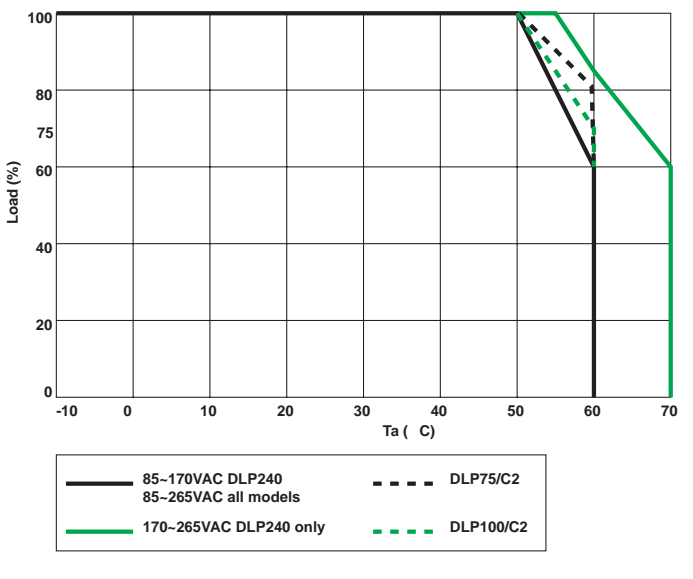
## DLP 180 Outline



## DLP 240 Outline



## Derating Curve



## Other Lambda Industrial Products

- DPP/DSP 10W to 480W Single Output DIN Rail
- HWS 15W to 1800W Single Output

Snap-on Mounting: snap onto DIN Rail TS35/7.5 or TS35/15. (no tools required)