



Dual Function Wire Wrapping/Unwrapping Bit & Sleeve Sets

This innovative Patented product represents a truly revolutionary approach to wire wrapping, by combining both the wire wrapping and the wire unwrapping functions into one bit/sleeve set.

The bit is precision machined for high quality wire wrapping in the clockwise direction, but also includes the removal mechanism that is used to unwrap when operated counterclockwise. The user can quickly and easily switch back and forth between wrap and unwrap mode by retracting or extending the retractable sleeve, and flipping the switch on a PTX Wire Wrapping Power Tool. This product, which can wrap or unwrap 22-26 AWG wire (depending on set), enables the user to maximize operating efficiency while eliminating the need to purchase and carry extra tools or bits for unwrapping. Also, to prevent pin-to-pin shorting, the retractable wire wrapping sleeve is coated with a durable 1000V dielectric material.

INCHES		METRIC					
Part No.	Description	Wire Size AWG	Min Terminal Diagonal Inches	Max Terminal Diagonal Inches	Terminal Hole Depth Inches	Terminal Hole Diameter Inches	Effective Radius Inches
DFB224	Wrap/Unwrap Bit/Sleeve Set 22-24 AWG	22/24	.054	.073	0.50	.075	.111
KB-DF224	Replacement bit for DFB224						
P-DF224	Replacement Sleeve for DFB224						
DFB2426	Wrap/Unwrap Bit/Sleeve Set 24-26 AWG	24/26	.054	.065	0.50	.066	.098
KB-DF2426	Replacement bit for DFB2426						
P-DF2426	Replacement Sleeve for DFB2426						

Related Products



PTX Electric Wire Wrapping Tools

[VIEW >>](#)



PTX Battery Wire Wrapping Tools

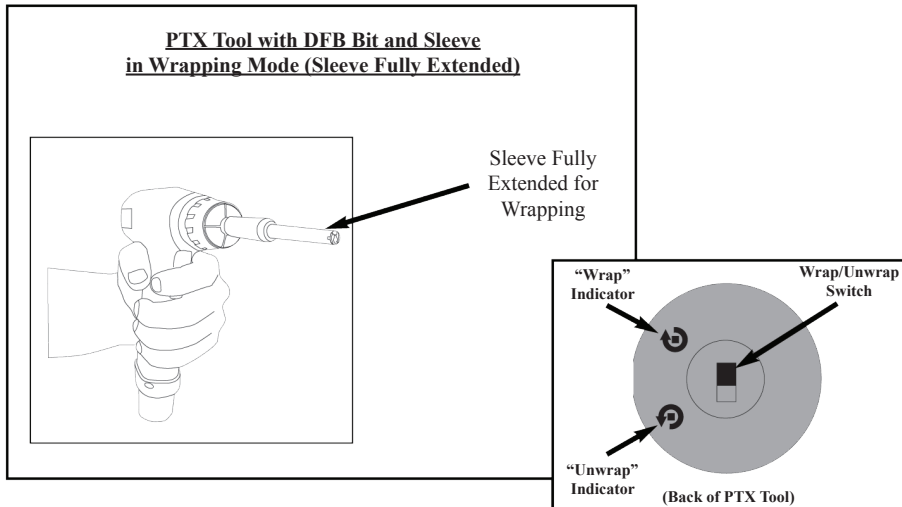
[VIEW >>](#)

Introduction

OK Industries introduces the DFB Series Wrap/Unwrap Bit & Sleeve Set. This innovative product represents a truly revolutionary approach to wire wrapping, by combining both the wrap and the unwrap functions into one bit/sleeve set. The bit is precision machined for high quality wrapping in the clockwise direction, but also includes the removal mechanism that is used to unwrap when operated counterclockwise. The user can quickly and easily switch back and forth between wrap and unwrap mode by retracting or extending the retractable sleeve, and flipping the switch on the PTX wire wrapping tool. This product, which can wrap or unwrap 22 - 26 AWG wire, enables the user to maximize operating efficiency while eliminating the need to purchase and carry extra tools or bits for unwrapping.

Product Usage

The DFB Series is shipped with the sleeve set in the wrap position. It must be used in conjunction with a reversible PTX wire wrapping tool. To perform wire wrapping operations, simply install the bit and adapter/sleeve into the collet of the power tool, using the same method as a conventional bit & sleeve.



To change to unwrapping mode, ensure that the wrap/unwrap switch on the PTX tool is set in the UNWRAP position. Then, follow instructions in figure 1.

Fig. 1

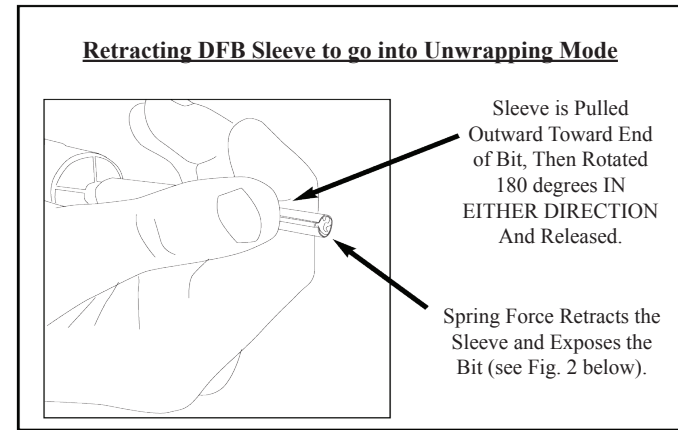
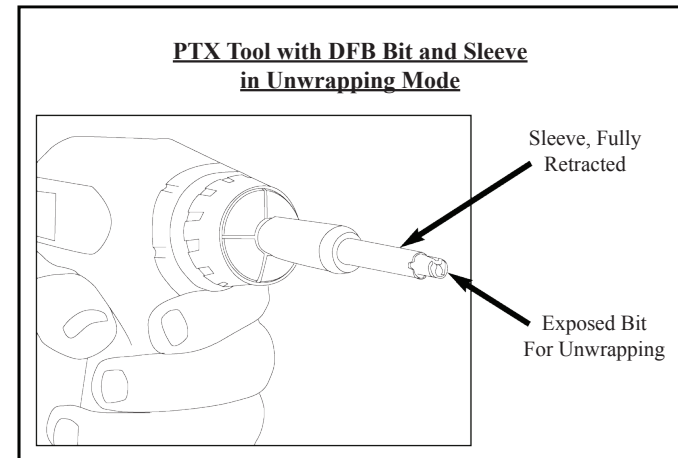


Fig. 2



To change back to the wrap mode, first ensure that the wrap/unwrap switch on the power tool is set in the WRAP position. NEXT, ENGAGE THE TRIGGER ONCE TO RE-INDEX THE BIT TO THE PROPER POSITION. Then, pull the sleeve out approximately 1/4" and rotate the sleeve in either direction 180°, then release. The spout on the sleeve should be in the 12:00 position and the sleeve should be locked in place.

Note: If you cannot rotate the sleeve, you need to pull the sleeve out further before trying to rotate the sleeve.



134 Marbledale Road • Tuckahoe, NY 10707
Tel: 914-793-0700 • Fax: 914-793-4527
E-mail: sales@jonard.com
www.jonard.com