

## Coupler connector - SF-7EP1N8A9LDL - 1605583

Please be informed that the data shown in this PDF Document is generated from our Online Catalog. Please find the complete data in the user's documentation. Our General Terms of Use for Downloads are valid (<http://phoenixcontact.com/download>)



Coupler connector, straight long, Screw locking, M23, Number of positions: 4+3+PE, Type of contact: Male connector, Crimp connection, shielded: Yes, Cable diameter: 7.5 mm...18 mm



### Key commercial data

Packing unit	1 pc
Weight per Piece (excluding packing)	107.29 GRM
Custom tariff number	85366990
Country of origin	Germany

### Technical data

#### General

Note	Order information Order crimp contacts 4 x Ø 1 mm, 4 x Ø 2 mm separately
Type of locking	Screw locking
Coding	N
Contact connection method	Crimp connection
Type of contacts	Male connector
Number of positions	8
Contact diameter of power contacts	2 mm
Nominal current per power contact at 25°C	30 A
Contact diameter of signal contacts	1 mm
Nominal current per signal contact at 25°C	9 A
Conductor entry	7.5 mm ... 18 mm

#### Ambient conditions

Ambient temperature	-40 °C ... 125 °C
Degree of protection	IP67

# Coupler connector - SF-7EP1N8A9LDL - 1605583

## Technical data

### Material

Housing material	Turned parts: copper zinc alloy (CuZn), die-cast parts: zinc (GD-Zn)
Insulator material	PA 66
Gasket and O-ring material	FPM

### Specifications according to DIN EN 61984:2001

Installation height max.	3000 m
Nominal / operating voltage of power contacts	630 V
Rated surge voltage of power contacts	6 kV
Surge voltage category of power contacts	III
Pollution degree of power contacts	3
Nominal / operating voltage of signal contacts	250 V
Rated surge voltage of signal contacts	4 kV
Surge voltage category of signal contacts	III
Pollution degree of signal contacts	3

## Classifications

### eCl@ss

eCl@ss 4.0	272607xx
eCl@ss 4.1	27260701
eCl@ss 5.0	27260701
eCl@ss 5.1	27260701
eCl@ss 6.0	27260708
eCl@ss 7.0	27440312
eCl@ss 8.0	27440102

### ETIM

ETIM 3.0	EC001121
ETIM 4.0	EC001121
ETIM 5.0	EC002641

### UNSPSC

UNSPSC 6.01	43172015
UNSPSC 7.0901	43201404
UNSPSC 11	43172015
UNSPSC 12.01	43201404
UNSPSC 13.2	43201404

# Coupler connector - SF-7EP1N8A9LDL - 1605583

## Approvals

Approvals

---

Approvals

UL Recognized / cUL Recognized / cULus Recognized

---


Ex Approvals


---


Approvals submitted

---

## Approval details

UL Recognized 	
mm <sup>2</sup> /AWG/kcmil	4.0
Nominal current I <sub>N</sub>	25 A
Nominal voltage U <sub>N</sub>	600 V

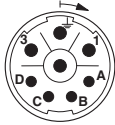
cUL Recognized 	
mm <sup>2</sup> /AWG/kcmil	4.0
Nominal current I <sub>N</sub>	15 A
Nominal voltage U <sub>N</sub>	600 V

cULus Recognized 	
--	--

## Drawings

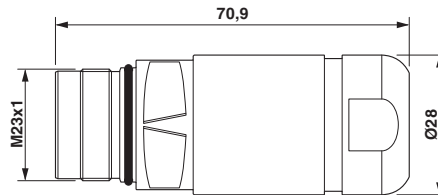
# Coupler connector - SF-7EP1N8A9LDL - 1605583

Schematic diagram



Connector pin assignment

Dimensioned drawing



Dimensional drawing

Diagram

