


**SACC-M12FS-4CON-PG7-M**

Order No.: 1681127

<http://eshop.phoenixcontact.de/phoenix/treeViewClick.do?UID=1681127>Sensor/actuator connector, female, straight, 4-pos., M12, A-coded,  
screw connection, metal knurl, cable screw connection Pg7**Commercial data**

GTIN (EAN)	 4 017918 157456
sales group	D121
Pack	1 pcs.
Customs tariff	85366990
Catalog page information	Page 71 (PC-2011)

**Product notes**WEEE/RoHS-compliant since:  
11/23/2005

<http://www.download.phoenixcontact.com>  
Please note that the data given here has been taken from the online catalog. For comprehensive information and data, please refer to the user documentation. The General Terms and Conditions of Use apply to Internet downloads.

**Technical data****General data**

Rated current at 40°C	4 A
Rated voltage	250 V
Number of positions	4
Volume resistance	≤ 8 mΩ
Insulation resistance	≥ 100 MΩ

Ambient temperature (operation)	-40 °C ... 85 °C (Male connector / female connector)
<b>General characteristics</b>	
Standards/regulations	M12 connector IEC 61076-2-101
Coding	A - standard
Surge voltage category	II
Pollution degree	3
Degree of protection	IP67
Contact material	CuZn
Contact surface material	CuSnZn
Contact carrier material	PA 66
Material of grip body	PBT
Material, knurls	Zinc die-cast, nickel-plated
Sealing material	NBR
Connection method	Screw connection
Conductor cross section stranded min.	0.25 mm <sup>2</sup>
Conductor cross section stranded max.	0.75 mm <sup>2</sup>
Conductor cross section AWG/kcmil min.	24
Conductor cross section AWG/kcmil max	18
External cable diameter	4 mm ... 6 mm
Status display	No

### Certificates / Approvals



Certification

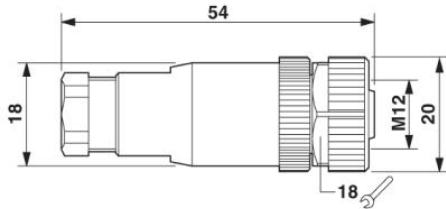
CUL, GOST, UL

### Accessories

Item	Designation	Description
<b>General</b>		
1436505	SACC-M12-SET/2,5-3,5	Sensor/actuator connector, accessories, pressure screw and Pg7 seal, for unshielded M12 connector, cable diameter 2.5 mm - 3.5 mm

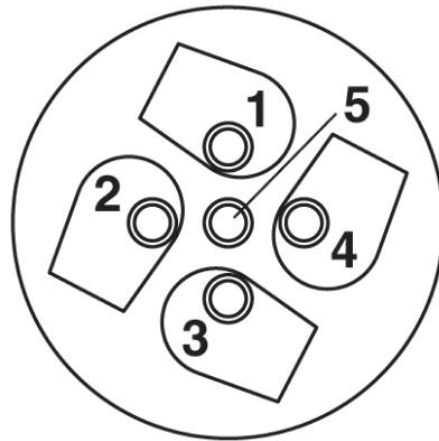
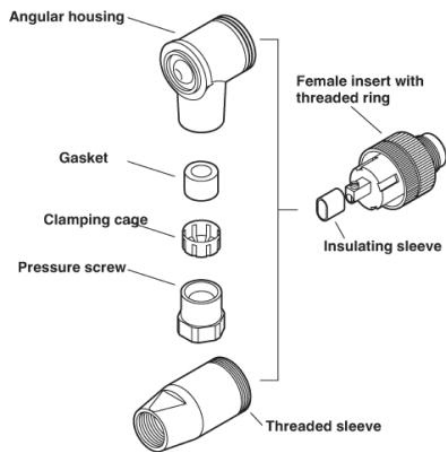
**Diagrams/Drawings**

Dimensioned drawing



M12 x 1 female connector, straight

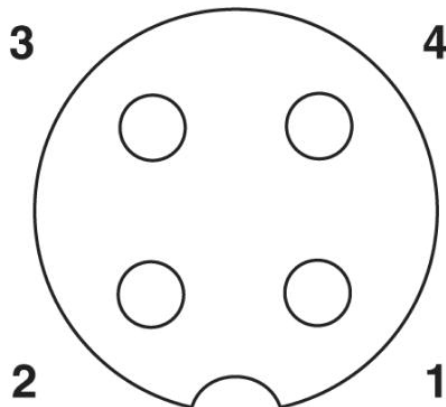
Schematic diagram



Male/Female M12

Cable connection side M12 (screw connection)

Pin assignment M12 socket, 4-pos., A-coded, view female side



**Address**

PHOENIX CONTACT Inc., USA  
586 Fulling Mill Road  
Middletown, PA 17057, USA  
Phone (800) 888-7388  
Fax (717) 944-1625  
<http://www.phoenixcon.com>



© 2011 Phoenix Contact  
Technical modifications reserved;