

SACC-M12MS-5CON-PG 9 SH AU

Order No.: 1508352

<http://eshop.phoenixcontact.de/phoenix/treeViewClick.do?UID=1508352>

Bus system plug connector, male, straight, 5-pos., M12, shielded, gold-plated contacts, A-coded, screw connection, metal knurl, cable screw connection Pg9



CANopen

Commercial data

EAN	4017918900465
Pack	1 pcs.
Customs tariff	85366990
Weight/Piece	0.04557 KG
Catalog page information	Page 51 (PC-2009)

Product notes

WEEE/RoHS-compliant since:
12/01/2005



<http://www.download.phoenixcontact.com>
Please note that the data given here has been taken from the online catalog. For comprehensive information and data, please refer to the user documentation. The General Terms and Conditions of Use apply to Internet downloads.

Technical data

General data

Nominal current I_N	4 A
Nominal voltage U_N	60 V
Number of positions	5
Volume resistance	$\leq 3 \text{ m}\Omega$

Insulation resistance	≥ 100 MΩ
Ambient temperature (operation)	-40 °C ... 85 °C (plug/socket)
Pg screw connection	Pg9

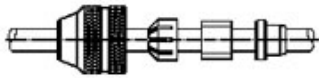
General characteristics

Coding	A - standard
Inflammability class acc. to UL 94	V0
Surge voltage category	II
Pollution degree	3
Degree of protection	IP67
Contact material	CuZn
Contact surface material	Au
Contact carrier material	PA 66
Material of grip body	Zinc die-cast, nickel-plated
Material, knurls	Nickel-plated brass
Sealing material	NBR
Type of connection	Screw connection
Conductor cross section stranded min.	0.25 mm ²
Conductor cross section stranded max.	0.75 mm ²
Conductor cross section AWG/kcmil min.	24
Conductor cross section AWG/kcmil max	18
Min. diameter	6 mm
Max. diameter	8.5 mm
Status display	No

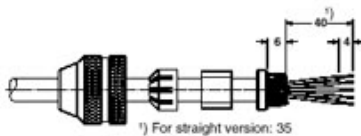
Drawings

Functional drawing

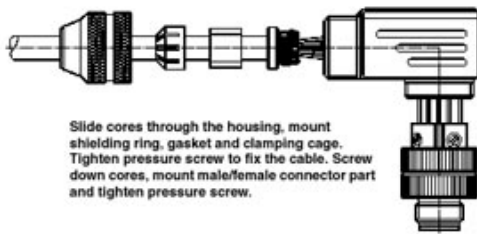
Assembly steps for M 12 male/female connector and conductor



Slide parts onto the conductor

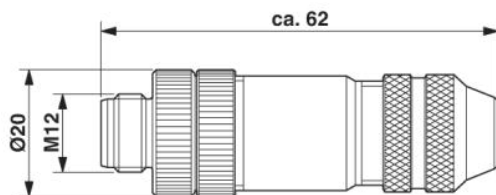


Strip conductor, widen shield and lay around the shielding ring, cut off projecting mesh.



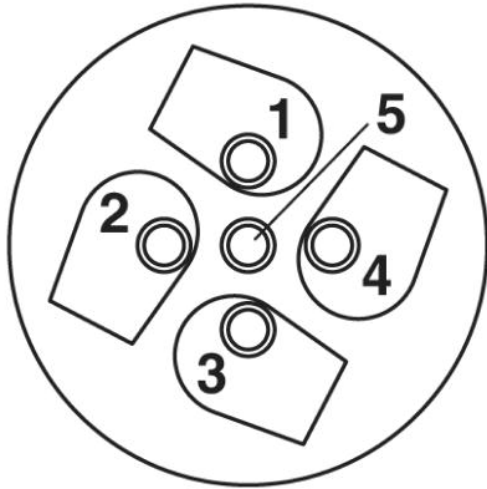
Slide cores through the housing, mount shielding ring, gasket and clamping cage. Tighten pressure screw to fix the cable. Screw down cores, mount male/female connector part and tighten pressure screw.

Dimensioned drawing

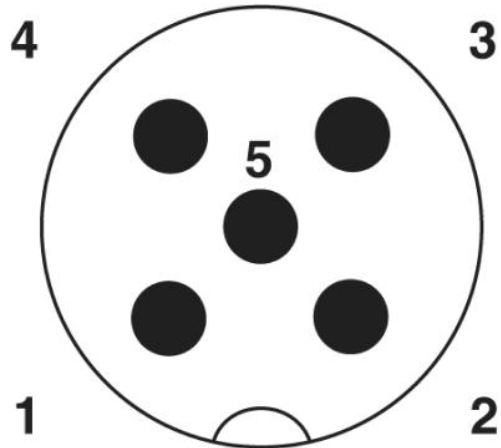


M12 x 1 male connector, straight, shielded

Schematic diagram



Cable connection side M12 (screw connection)



Pin assignment M12 male connector, 5-pos., A-coded, male side

Address

PHOENIX CONTACT GmbH & Co. KG
Flachmarktstr. 8
32825 Blomberg, Germany
Phone +49 5235 3 00
Fax +49 5235 3 41200
<http://www.phoenixcontact.com>



© 2009 Phoenix Contact
Technical modifications reserved;