

Signal conditioner - MINI MCR-SL-U-U-SP - 2864697

Please be informed that the data shown in this PDF Document is generated from our Online Catalog. Please find the complete data in the user's documentation. Our General Terms of Use for Downloads are valid (<http://phoenixcontact.com/download>)



MCR 3-way isolating amplifier, for electrical isolation of analog signals, with spring-cage connection, input signal: 0 ... 10 V/± 10 V, output signal: 0 ... 10 V/± 10 V

The figure shows a version with a screw connection

Product Features

- Power supply possible via the foot element (TBUS)
- Low power consumption
- Entry-level alternative to configurable signal conditioners
- Highly-compact isolating amplifier for electrical isolation, conversion, amplification, and filtering of standard analog signals
- 3-way isolation
- Fixed signal combinations
-



Key commercial data

Packing unit	1 pc
Weight per Piece (excluding packing)	64.8 GRM
Custom tariff number	85437090
Country of origin	Germany

Technical data

Note

Utilization restriction	EMC: class A product, see manufacturer's declaration in the download area
-------------------------	---

Dimensions

Width	6.2 mm
Height	93.1 mm

Signal conditioner - MINI MCR-SL-U-U-SP - 2864697

Technical data

Dimensions

Depth	102.5 mm
-------	----------

Ambient conditions

Ambient temperature (operation)	-20 °C ... 65 °C
Ambient temperature (storage/transport)	-40 °C ... 85 °C
Degree of protection	IP20

Input data

Number of inputs	1
Configurable/programmable	no
Voltage input signal	0 V ... 10 V -10 V ... 10 V
Max. input voltage	30 V
Input resistance of voltage input	approx. 100 kΩ

Output data

Number of inputs	1
Configurable/programmable	no
Voltage output signal	0 V ... 10 V -10 V ... 10 V
Max. output voltage	12.5 V
Short-circuit current	approx. 2 mA
Load/output load voltage output	≥ 10 kΩ

Power supply

Nominal supply voltage	24 V DC
Supply voltage range	19.2 V DC ... 30 V DC (The DIN rail bus connector (ME 6,2 TBUS-2 1,5/5-ST-3,81 GN, Order No. 2869728) can be used to bridge the supply voltage. It can be snapped onto a 35 mm DIN rail according to EN 60715))
Max. current consumption	< 20 mA
Power consumption	< 240 mW (at 24 V DC)

Connection data

Connection method	Spring-cage connection
Conductor cross section solid min.	0.2 mm ²
Conductor cross section solid max.	2.5 mm ²
Conductor cross section AWG min.	24
Conductor cross section AWG max.	12
Conductor cross section flexible min.	0.2 mm ²
Conductor cross section flexible max.	2.5 mm ²
Stripping length	8 mm

Signal conditioner - MINI MCR-SL-U-U-SP - 2864697

Technical data

General

No. of channels	1
Maximum transmission error	≤ 0.1 % (of final value)
Maximum temperature coefficient	< 0.01 %/K
Temperature coefficient, typical	< 0.002 %/K
Limit frequency (3 dB)	approx. 100 Hz
Step response (10-90%)	approx. 3.2 ms
Protective circuit	Transient protection
Electrical isolation	Basic insulation according to EN 61010
Surge voltage category	II
Pollution degree	2
Rated insulation voltage	50 V AC/DC
Test voltage, input/output/supply	1.5 kV (50 Hz, 1 min.)
Electromagnetic compatibility	Conformance with EMC Directive 2004/108/EC
Noise emission	EN 61000-6-4
Noise immunity	EN 61000-6-2 When being exposed to interference, there may be minimal deviations.
Color	green
Housing material	PBT
Mounting position	any
Assembly instructions	The T connector can be used to bridge the supply voltage. It can be snapped onto a 35 mm DIN rail according to EN 60715.
Conformance	CE-compliant
ATEX	# II 3 G Ex nA IIC T4 Gc X
UL, USA / Canada	UL 508 Recognized
	Class I, Div. 2, Groups A, B, C, D T5
GL	GL EMC 2 D

EMC data

Designation	Electromagnetic RF field
Standards/regulations	EN 61000-4-3
Typical deviation from the measuring range final value	15 %
Designation	Fast transients (burst)
Standards/regulations	EN 61000-4-4
Typical deviation from the measuring range final value	15 %
Designation	Conducted interferences
Standards/regulations	EN 61000-4-6
Typical deviation from the measuring range final value	15 %

Signal conditioner - MINI MCR-SL-U-U-SP - 2864697

Classifications

eCl@ss

eCl@ss 4.0	27210120
eCl@ss 4.1	27210120
eCl@ss 5.0	27210120
eCl@ss 5.1	27210120
eCl@ss 6.0	27210120
eCl@ss 7.0	27210120
eCl@ss 8.0	27210120

ETIM

ETIM 2.0	EC001485
ETIM 3.0	EC001485
ETIM 4.0	EC001485
ETIM 5.0	EC002653

UNSPSC

UNSPSC 6.01	30211506
UNSPSC 7.0901	39121008
UNSPSC 11	39121008
UNSPSC 12.01	39121008
UNSPSC 13.2	39121008

Approvals

Approvals

Approvals

UL Recognized / cUL Recognized / GL / EAC / cULus Recognized

Ex Approvals




UL Listed / cUL Listed / ATEX / cULus Listed

Approvals submitted

Approval details

Signal conditioner - MINI MCR-SL-U-U-SP - 2864697

Approvals



Accessories

Accessories

DIN rail connector

DIN rail connector - ME 6,2 TBUS-2 1,5/5-ST-3,81 GN - 2869728



DIN rail connector for DIN rail mounting. Universal for TBUS housing. Gold-plated contacts, 5-pos.

Marking material

Transparent cover - MINI MCR DKL - 2308111



Fold up transparent cover for MINI MCR modules with additional labeling option using insert strips and flat Zack marker strip 6.2 mm

Signal conditioner - MINI MCR-SL-U-U-SP - 2864697

Accessories

Marking label - MINI MCR-DKL-LABEL - 2810272



Label for extended marking of MINI MCR modules in connection with the MINI MCR-DKL

Power module

Power terminal block - MINI MCR-SL-PTB - 2864134



MCR power terminal block for supplying several MINI Analog modules via the DIN rail connector, with screw connection, maximum current consumption of up to 2 A

Power terminal block - MINI MCR-SL-PTB-SP - 2864147



MCR power terminal block for supplying several MINI Analog modules via the DIN rail connector, with spring-cage connection, maximum current consumption of up to 2 A

Power supply

Power supply unit - MINI-SYS-PS-100-240AC/24DC/1.5 - 2866983



Primary-switched MINI POWER supply for DIN rail mounting, input: 1-phase, output: 24 V DC/1.5 A

Power supply unit - MINI-PS-100-240AC/24DC/1.5/EX - 2866653



Primary-switched power supply MINI POWER for DIN rail mounting, input: 1-phase, output: 24 V DC/1,5 A, for the potentially explosive area

Signal conditioner - MINI MCR-SL-U-U-SP - 2864697

Accessories

Drawings

