

RF-12P2N8A90DU


Order No.: 1607255

The figure shows the product version with standard contact chamber numbering



<http://catalog.phoenixcontact.net/phoenix/treeViewClick.do?UID=1607255>

Coupler connector, straight, Screw locking, M23, Number of positions: 12, Type of contact: Male connector, Crimp connection, shielded: Yes, Cable diameter: 5 mm...13.2 mm

Commercial data	
EAN	4  046356 174817
Note	Made-to-order
sales group	D300
Pack	20 Pcs.
Customs tariff	85366990
Gross weight in pieces	0.09797 KG
Net weight per piece	0.03034 KG
Catalog page information	Page 78 (PC-2011)

Product notes

WEEE/RoHS-compliant since: 01/01/2003



<http://www.download.phoenixcontact.com>
Please note that the data given here has been taken from the online catalog. For comprehensive information and data, please refer to the user documentation. The General Terms and Conditions of Use apply to Internet downloads.

Technical data	
General	
Note	Order information Order crimp contacts Ø 1 mm separately
Type of locking	Screw locking
Direction of rotation of contact chamber numbering	Counter direction
Coding	N
Contact connection method	Crimp connection

Type of contacts	Male connector
Number of positions	12
Contact diameter of power contacts	1 mm
Nominal current per power contact at 25°C	8 A
Conductor entry	5 mm ... 13.2 mm

Ambient conditions

Ambient temperature	-20 °C ... 125 °C
Degree of protection	IP67

Material

Housing material	Turned parts: copper zinc alloy (CuZn), die-cast parts: zinc (GD-Zn)
Insulator material	PA 66
Gasket and O-ring material	FPM

Specifications according to DIN EN 61984:2001

Installation height max.	2000 m
Nominal / operating voltage of power contacts	150 V
Rated surge voltage of power contacts	2.5 kV
Surge voltage category of power contacts	III
Pollution degree of power contacts	3
Surge voltage category of signal contacts	III
Pollution degree of signal contacts	3

Certificates / Approvals



Certification

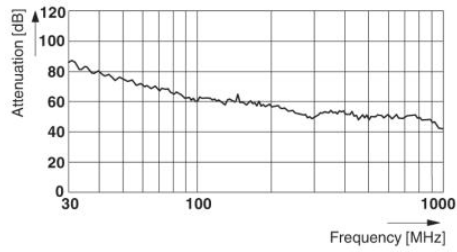
cULus Recognized

Certifications applied for:

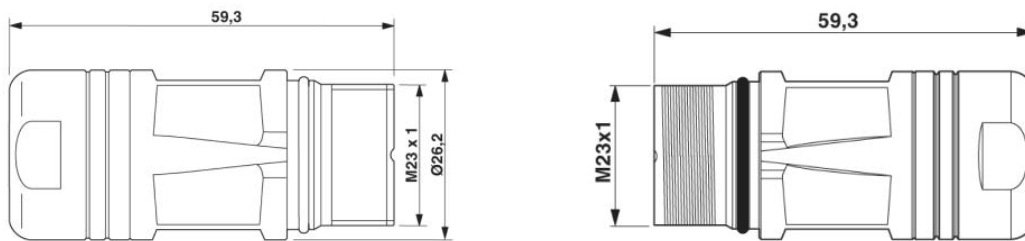
Certification Ex:

Drawings

Diagram




Dimensioned drawing



RF-12(17)...N8A90DU

Schematic diagram



Address

PHOENIX CONTACT Deutschland GmbH
Flachmarktstr. 8
32825 Blomberg, Germany
Phone +49 5235 3 12000
Fax +49 5235 3 41200
<http://www.phoenixcontact.com>



© 2014 Phoenix Contact
Technical modifications reserved;