

Please note that the data given here has been taken from the online catalog. For comprehensive information and data, please refer to the user documentation at <http://www.download.phoenixcontact.com>. The General Terms and Conditions of Use apply to Internet downloads.

## ► Extract from the online catalog



Sensor/actuator connector, male, straight, 8-pos., M12, shielded, A-coded, screw connection, metal knurl, cable screw connection Pg9

Order No.	1511857
Ord designation	SACC-M12MS-8CON-PG 9-SH
EAN	4017918908638
Pack	1 Pcs.
Customs tariff	85366990
Weight/Piece	0.04752 KG
Catalog page information	Page 39 (PC-2007)

## ► Product notes

WEEE/RoHS-compliant since: 03/21/2006



**IMPORTANT :** This date is valid for Customers in Germany only. Date Format is MM/DD/YYYY. Please contact your local in-country Phoenix Contact location or designated business partner for a Logistics Compliant date in your area. In order to guarantee delivery of RoHS-Compliant product, please purchase Phoenix Contact parts from authorized Phoenix Contact representatives and distributors.

## ► Technical data



---

**General data**

Nominal current $I_N$	2 A
Nominal voltage $U_N$	30 V
Number of positions	8
Volume resistance	$\leq 3 \text{ m}\Omega$
Ambient temperature (operation)	-40 °C ... 85 °C
Pg screw connection	Pg9

---

**General characteristics**

Keying	A - standard
Inflammability class acc. to UL 94	V0
Surge voltage category	II
Contamination class	3
Degree of protection	IP67
Material of contact	CuZn
Material of contact surface	Au
Contact carrier material	PA 66
Material of grip body	Zinc die-cast, nickel-plated
Material, knurls	Nickel-plated brass
Conductor cross section stranded min.	$0.25 \text{ mm}^2$
Conductor cross section stranded max.	$0.75 \text{ mm}^2$
Conductor cross section AWG/kcmil min.	24
Conductor cross section AWG/kcmil max.	18
Type of connection	Screw connection
Volume resistance	$\leq 3 \text{ m}\Omega$
Insulation resistance	$\geq 100 \text{ M}\Omega$

---

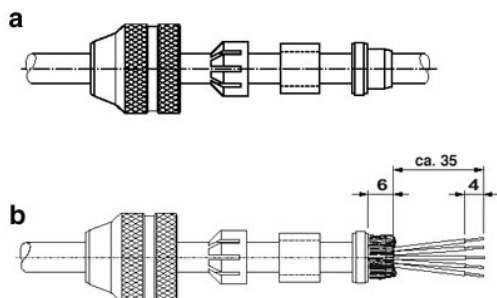
**Conductor data**

Minimum external conductor diameter	6 mm
Maximum external conductor diameter	8 mm
Conductor cross section AWG/kcmil min.	24
Conductor cross section AWG/kcmil max.	18

---

## ► Drawings

### Functional drawing

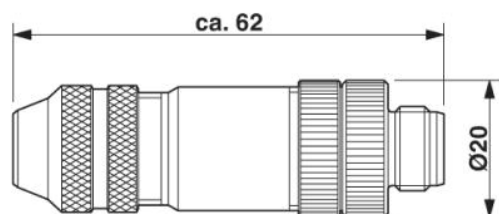


### Assembly steps for M12 male/female connector and conductor

a = Slide on parts

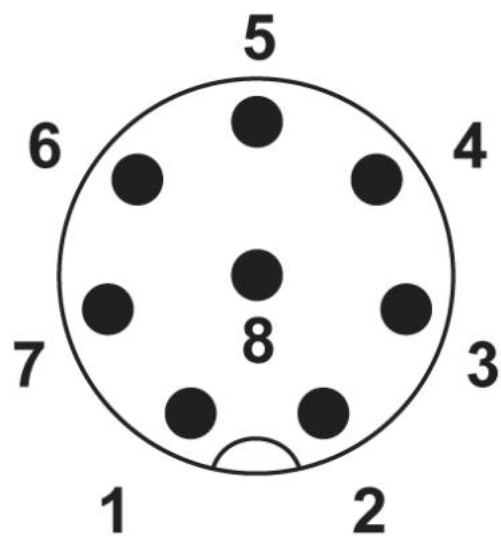
b= Strip conductor, widen shield and lay around the shielding ring, cut off projecting mesh. Slide cores through the housing. Mount shielding ring, gasket and clamping cage. Tighten pressure screw to fix the cable. Screw down cores. Mount male/female part. Tighten pressure screw.

### Dimensioned drawing



M12 x 1 male connector, straight, shielded

### Schematic diagram



Plug M12, 8-pos.



---

## ► Address

---

PHOENIX CONTACT GmbH & Co. KG  
Flachsmarktstr. 8  
32825 Blomberg  
Germany  
Phone +49 5235 3 00  
Fax +49 5235 3 41200  
<http://www.phoenixcontact.de>  
Phoenix Contact  
Technical modifications reserved;