







## Industrial/Alarm

Part# PRX+	<a href="#">5100</a>	<a href="#">5200</a>	<a href="#">5300</a>	<a href="#">6100</a>	<a href="#">6200</a>	<a href="#">6300</a>
<b>CONTACT FORM</b>	FORM A	FORM B	FORM C	FORM A	FORM B	FORM C
	SPST-NO	SPST-NC	SPDT	SPST-NO	SPST-NC	SPDT
<b>SWITCHING RATING</b>						
<b>VOLTS DC MAX</b>	30	120	120	30	120	120
<b>AMPS DC MAX</b>	0.25	0.25	0.25	0.25	0.25	0.25
<b>WATTS DC MAX</b>	3.0	3.0	3.0	3.0	3.0	3.0
<b>VOLTAGE HOLDOFF (DC) MIN.</b>	200	400	400	200	300	300
<b>INITIAL RESISTANCE (OHMS)</b>	.25	.25	.25	.25	.25	.25
<b>OPERATING TEMP RANGE (°C)</b>	+10 +70	+10 +70	+10 +70	+10 +70	+10 +70	+10 +70
<b>D-MUST OPERATE (INCH)</b>	1.000	1.000	1.000	1.000	1.000	1.000
<b>D-MUST RELEASE (INCH)</b>	2.500	2.500	2.500	2.500	2.500	2.500
<b>WIRE COLOR/AWG</b>	LUG TERMINAL	LUG TERMINAL	LUG TERMINAL	WHT/22	WHT/22	WHT/22

**ACTUATOR  
PART NO.**

5000ACT

5000ACT

5000ACT

6000ACT

6000ACT

6000ACT

**NOTES:**

Part Number **PRX+5100** Contact Form A Switch Configuration SPST Rev. E

**Lug-Type Proximity Sensor for Industrial/Alarm Applications**

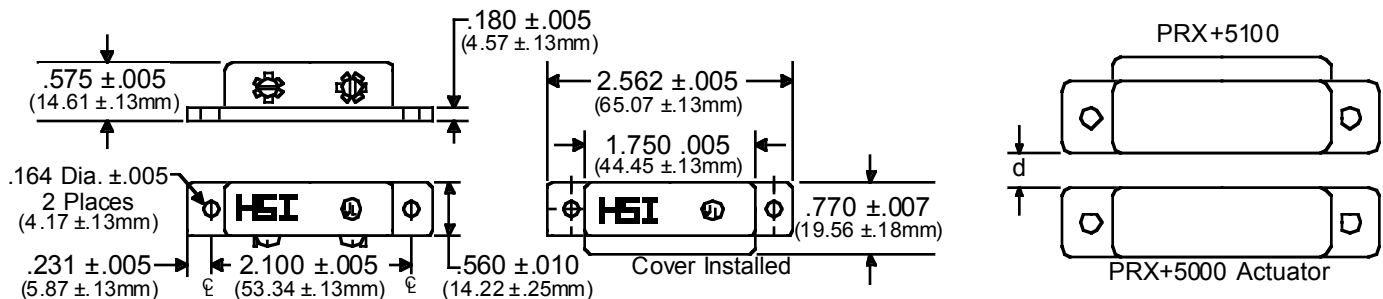
Features	Advantages
<ul style="list-style-type: none"> <li>Hermetically sealed contacts</li> <li>Housing color options eggshell, brown, gray</li> </ul>	<ul style="list-style-type: none"> <li>Extended operations in extreme environments</li> <li>Not ESD sensitive</li> <li>Custom sensitivity and configurations available</li> <li>UL Listed</li> </ul>

**Electrical Specifications**

Power		Watts - maximum	4
Voltage	Switching	VDC - maximum	30
	Breakdown	VDC - minimum	300
Current	Switching	Amp - maximum	0.2
	Carry	Amp - maximum	1.4
Resistance	Initial Contact Resistance	Ohm - maximum	0.25
	Insulation Resistance	Ohm - minimum	1 E10
Capacitance	Contact	pF - typical	0.2
Temperature	Operating	°C - maximum	+10 to +70
	Storage	°C	+10 to +70

**Physical/Operational Specifications**

Housing Volume	Excluding Connection	CC - nominal	13.6
External Connection		Lug Terminal	Tin
Must Operate	Distance (d)	Inches	1.000
Must Release	Distance (d)	Inches	2.500
Operate Time	Including Bounce	mSeconds - maximum	.50
Release Time	Including Bounce	mSeconds - maximum	.10



- Notes:
- Specifications are not constant across entire magnetic range.
  - Customer must exercise care in handling and mounting to prevent damage to internal components and subsequent changes to sensor performance.
  - For information about performance, custom configuration (i.e. wire length or color; connectors; operational variation), or packaging contact our Sales department.
  - Information contained hereon is for informational purposes only and should not be deemed as accurate for a specific application. Consult factory for specific application information and/or latest revision.