




## Tubular

Part# PRX+	<a href="#">0700</a>	<a href="#">0800</a>	<a href="#">0900</a>	<a href="#">1100</a>	<a href="#">1200</a>	<a href="#">1300</a>	<a href="#">1500</a>	<a href="#">1600</a>	<a href="#">1700</a>	<a href="#">1800</a>	<a href="#">1900</a>
<b>CONTACT FORM</b>	FORM A	FORM B	FORM C	FORM A	FORM B	FORM C	FORM A	FORM A	FORM A	FORM B	FORM C
	SPST-NO	SPST-NC	SPDT	SPST-NO	SPST-NC	SPDT	SPST-NO	SPST-NO	SPST-NO	SPST-NC	SPDT
<b>SWITCHING RATING</b>											
<b>VOLTS DC MAX</b>	100	100	100	30	120	120	30	100	100	100	100
<b>AMPS DC MAX</b>	0.25	0.25	0.25	0.25	0.25	0.25	0.01	0.25	0.25	0.25	0.25
<b>WATTS DC MAX</b>	10.0	3.0	3.0	3.0	3.0	3.0	0.25	3.0	10.0	3.0	3.0
<b>VOLTAGE HOLDOFF (DC) MIN.</b>	200	200	200	200	300	300	200	200	250	200	200
<b>INITIAL RESISTANCE (OHMS)</b>	.25	.25	.25	.25	.25	.25	1.0	.25	.25	.25	.25
<b>OPERATING TEMP RANGE (°C)</b>	-40 +100	-40 +100	-40 +100	+10 +70	+10 +70	+10 +70	-40 +150	-40 +100	-40 +100	-40 +100	-40 +100
<b>D-MUST OPERATE (INCH)</b>	.200	.200	.200	.750	.750	.750	.125	.125	.200	.200	.200
<b>D-MUST RELEASE (INCH)</b>	.600	.600	.600	1.500	1.500	1.500	.400	.400	.550	.550	.550
<b>WIRE COLOR/AWG</b>	WHT/22	RED/24	RED-N. C/24 WHT.-N. O/24 BLK.- COM/24	WHT/22	WHT/22	WHT/22	BLUE/28 YELL/28	ELECTRO- PLATED TIN	WHT/22	RED/22	BLUE-N. C./22 RED-N. O./22 WHT.- COM/22
<b>DIAMETER (INCH)</b>	.313	.313	.445	.455	.455	.455	.095	.250	.245	.245	.245
<b>LENGTH (INCH)</b>	1.500	1.500	1.510	1.505	1.505	1.505	.470	.500	1.000	1.000	1.000
<b>ACTUATOR PART NO.</b>	0100ACT	0100ACT	0100ACT	1000ACT	1000ACT	1000ACT	1005ACT	1006ACT	1007ACT	1007ACT	1007ACT
<b>DIAMETER (INCH)</b>	.313	.313	.445	.455	.455	.455	.100	.250	.245	.245	.245
<b>LENGTH (INCH)</b>	1.500	1.500	1.505	1.505	1.505	1.505	.410	.500	1.000	1.000	1.000
<b>NOTES:</b>											

Part Number **PRX+1100** Contact Form   A   Switch Configuration   SPST   Rev.   D  
**Press-Fit Proximity Sensor for Burglar Alarm Industry**

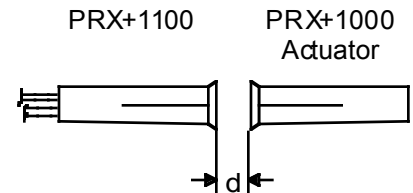
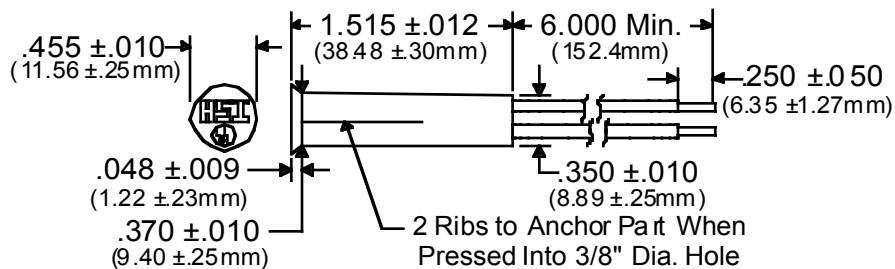
Features	Advantages
<ul style="list-style-type: none"> <li>• Hermetically sealed contacts</li> <li>• Housing color options eggshell, brown, gray</li> </ul>	<ul style="list-style-type: none"> <li>• Extended operations in extreme environments</li> <li>• Not ESD sensitive</li> <li>• Custom sensitivity and configurations available</li> <li>• Fast installation</li> <li>• UL Listed</li> </ul>

**Electrical Specifications**

Power		Watts - maximum	4
Voltage	Switching	VDC - maximum	30
	Breakdown	VDC - minimum	300
Current	Switching	Amp - maximum	0.2
	Carry	Amp - maximum	1.4
Resistance	Initial Contact Resistance	Ohm - maximum	0.25
	Insulation Resistance	Ohm - minimum	1 E10
Capacitance	Contact	pF - typical	0.2
Temperature	Operating	°C - maximum	+10 to +70
	Storage	°C	+10 to +70

**Physical/Operational Specifications**

Housing Volume	Excluding Connection	CC - nominal	4
External Connection	22 AWG	UL 1007	PVC
Must Operate	Distance (d)	Inches	0.750
Must Release	Distance (d)	Inches	1.500
Operate Time	Including Bounce	mSeconds - maximum	.50
Release Time	Including Bounce	mSeconds - maximum	.10


**Notes:**

- (1) Specifications are not constant across entire magnetic range.
- (2) Customer must exercise care in handling and mounting to prevent damage to internal components and subsequent changes to sensor performance.
- (3) For information about performance, custom configuration (i.e. wire length or color; connectors; operational variation), or packaging contact our Sales department.
- (4) Information contained hereon is for informational purposes only and should not be deemed as accurate for a specific application. Consult factory for specific application information and/or latest revision.