


# Multipurpose Plastic Enclosures (1591XX "S" Series) Economical Version



**Assembled View  
(Top)**




































**Assembled View  
(Bottom)**



**Open View**

## Key Features:

- Ideally suited for mounting printed circuit boards horizontally. If you prefer vertical board mount (using our internally ribbed enclosures) - link to our [1591 "S" series](#)).
- Internal sides of enclosure are smooth for easy connector installation (see photos) - except for the largest enclosure the 1591XXFSBK which is a universal type (ie...includes P.C.board standoffs in the lid and enclosure PLUS includes card guides). See drawing and/or photo tables for more details.
- Strong - tongue and groove lid to box construction provides protection against access of dust and splashing water.
- Designed to meet IP54.
- Lid and box both contain - molded in PC board standoffs.
- Molded from easy to machine, economical black plastic, with a satin texture.
- Link here to our [flame retardant ABS plastic version](#) of these enclosures.
- Lid is secured with black self-tapping #4 x 0.5" philips screws.

Part Number	Color	PDF Reader File	AutoCAD .dwg Files (zipped)	3D Solid Model .igs & .stp files (zipped)	Units	Length	Width	Enclosure Depth (Less Lid)
<b>1591XXMSBK</b>	Black	 376K	 214K	 640K	Inches	3.3	2.2	0.8
					mm	85	56	21
<b>1591XXLSBK</b>	Black	 233K	 276K	 655K	Inches	3.4	2.2	1.4
					mm	87	57	36
<b>1591XXASBK</b>	Black	 228K	 187K	 609K	Inches	3.9	2.0	0.8
					mm	100	51	22
<b>1591XXSSBK</b>	Black	 233K	 249K	 656K	Inches	4.3	3.2	1.6
					mm	110	82	40
<b>1591XXBSBK</b>	Black	 188K	 279K	 670K	Inches	4.4	2.5	1.1
					mm	113	63	28
<b>1591XXCSBK</b>	Black	 189K	 270K	 670K	Inches	4.7	2.6	1.4
					mm	121	66	37
<b>1591XXTSBK</b>	Black	 187K	 312K	 670K	Inches	4.8	3.2	2.2
					mm	123	83	56
<b>1591XXGSBK</b>	Black	 265K	 201K	 654K	Inches	4.8	3.7	1.2
					mm	121	94	30
<b>1591XXDSBK</b>	Black	 184K	 300K	 668K	Inches	6.0	3.2	1.8
					mm	152	82	47
<b>1591XXESBK</b>	Black	 219K	 388K	 803K	Inches	7.6	4.4	2.2
					mm	193	113	58
<b>1591XXFSBK</b>	Black	 229K	 209K	 685K	Inches	8.7	5.9	2.3
					mm	221	150	60


## NOTES:

- Add lid thickness of 0.12" (3 mm) to enclosure depth for total outside depth.
- Average wall thickness is 2 mm (.079") - except 1591XXSFBK - 3.1 mm (.124")
- Accessory screws for mounting P.C. boards into standoffs (#4 x 1/4" pan head) P/N **1593ATS50** (qty. 50), P/N **1593ATS100** (qty. 100).
- Internal construction is different for the 1591XXSFBK size (ie...includes P.C.board standoffs in the lid and enclosure PLUS includes card guides (see drawing and/or photo tables for more details).
- Link here to our [flanged lid version](#)


## Accessories

### Bottom Flange Kits:

Top View



Bottom View



### Replacement Screws:

- Accessory screws for mounting P.C. boards into standoffs (#4 x 1/4" pan head) P/N **1593ATS50** (qty. 50), P/N **1593ATS100** (qty. 100).

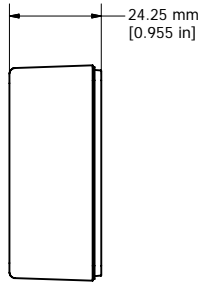
### Belt / Pocket Clip Option:



- Molded from tough nylon (choice of Black or Grey).
- Includes 2 nylon screws (insulated to avoid internal interference).
- Mounting template included.

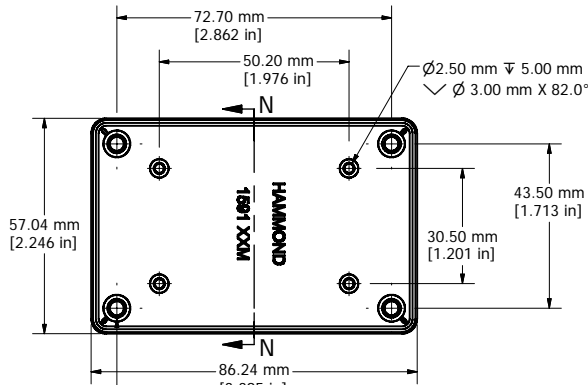
Black - Part Number **1599CLIP**  
Grey - Part Number **1599CLIPGY**

SIDE VIEW OF BOX

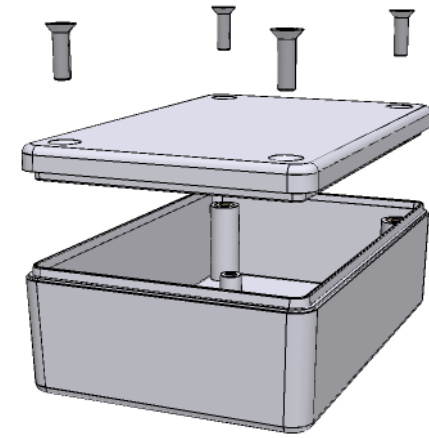
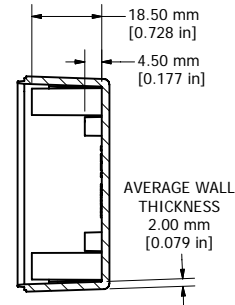


Ø4.00 mm ∓ 18.50 mm

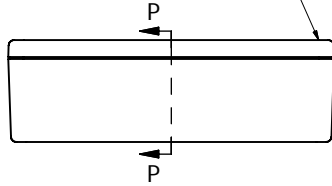
TOP VIEW OF BOX



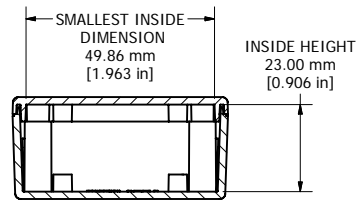
SECTION N-N



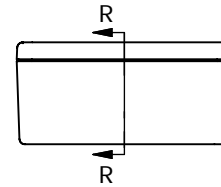
Cover Screws #4 x 1/2" Self-Tapping Screws



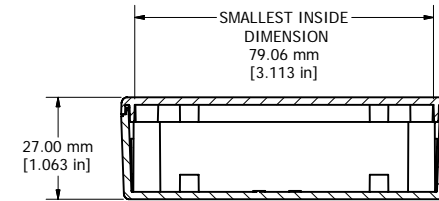
SIDE VIEW OF ENCLOSURE



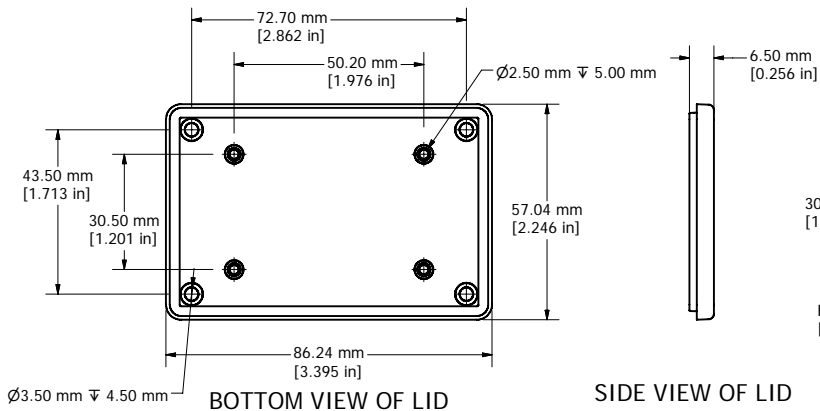
SECTION P-P



END VIEW OF ENCLOSURE

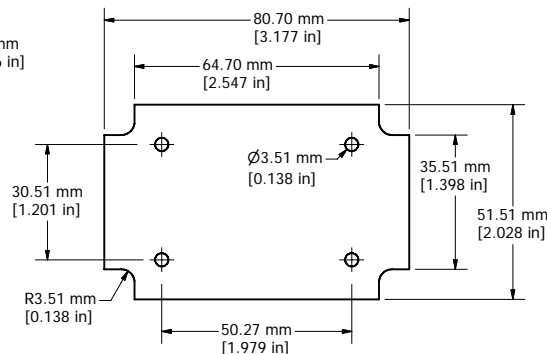
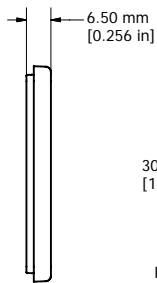


SECTION R-R



BOTTOM VIEW OF LID

SIDE VIEW OF LID



MAX PC BOARD SIZE (NOT INCLUDED)

Enclosures can be Factory Modified ( Milling, Drilling, Printing etc. )  
Solid models of this enclosure available in STEP or IGES.  
Contact Factory [mjm@hammondmfg.com](mailto:mjm@hammondmfg.com)

NOTE	
Enclosure molded from GRABS UL 94-HB Plastic.	
No Brass Inserts Included	
Other materials / colours available consult factory.	
1591XXMS	
1591XXMS Box Enclosure	
Black Enclosure - RAL 7011	1591XXMSBK (Pkg 100)
Gray Enclosure - RAL 7035	1591XXMSGY (Pkg 100)
ACCESSORIES	
Lid Screws self-tapping Black	1591TS100BK (Pkg 100)
Lid Screws self-tapping Standard	1591TS100 (Pkg 100)
P.C. Board Screws (All Boxes)	
P.C. Board Screws	1593ATS50 (Pkg 50)
#4 x 1/4" self-tapping (6.4mm)	1593ATS100 (Pkg 100)

