

## Shelves (Fixed) - Internal Mount (Two Pair of Panel Rails)

Path: [Home](#) > [Rack Index](#) > Shelves (Fixed) - Internal Mount - Two Pair of Panel Rails




[click to enlarge](#)



[Assembly  
Instructions](#)

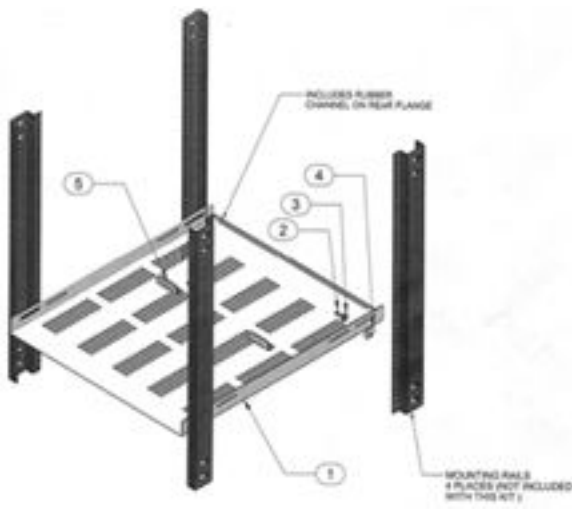
### Fixed Shelf (Unvented)

- Attach to the sides of both pair of rack combination rails
- Requires no front rail mounting
- Front & rear lip folded for extra strength
- Weight load tested (RFVS2426BK1) to 350 pounds!
- Versatile design - can be used as shown (easy to install) or upside down (front & rear lip become equipment retainers)
- Heavy duty, 14 Ga. steel construction
- Sides folded up for easy hardware installation from above
- Sides are slotted for easy adjustment with most rail depth locations
- Rugged textured powder paint finish
- Includes all mounting hardware
- If used with our square hole rails you will need to order P/N **CPRSA** rail adaptor for each shelf ordered.  
(below) to more information.
- **MOUNTS ON TWO PAIR OF PANEL RAILS (FRONT & BACK)**



### **"Zero Space" - Fixed Shelf (Vented)**

- Attaches to the side of both pairs of rack combination rails (see drawing)
- No obstruction to front panel space or equipment
- Requires no front rail mounting or front rack space
- Vented to provide a sturdy shelf without obstructing upward heat movement
- Heavy duty, 14 Ga. steel construction
- Rear lip folded up for extra strength & acts as a rear equipment retainer
- Rear lip is covered with a rubber




click to enlarge

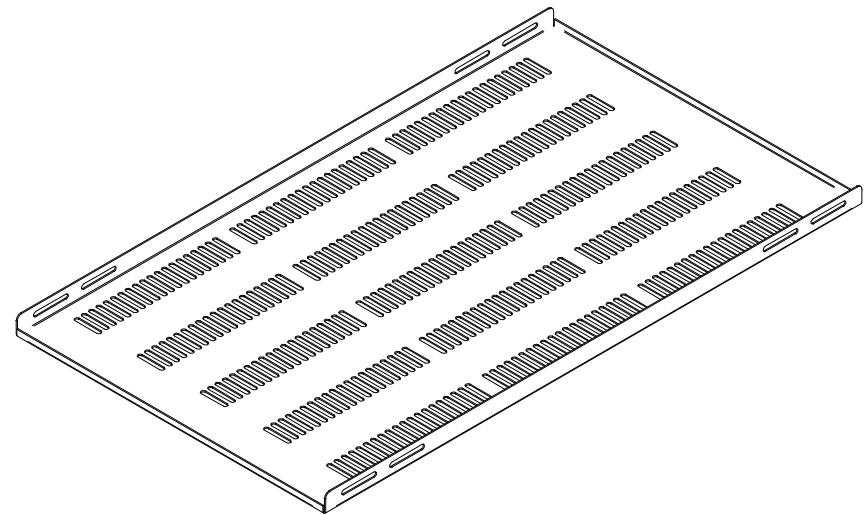
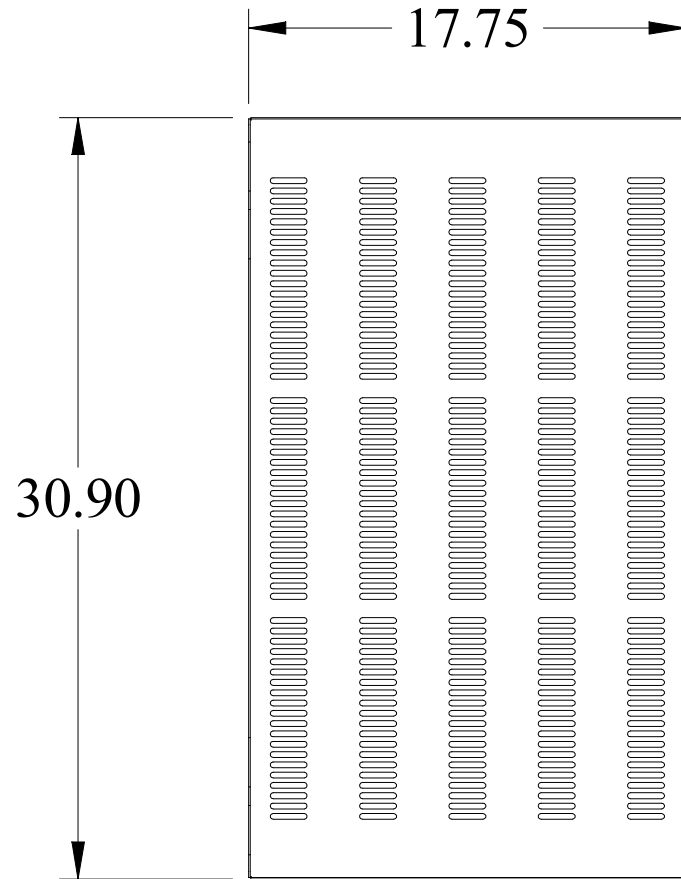
- channel to avoid equipment scratching and cable chaffing (see drawing to the left)
- Includes two equipment stops which can be fastened anywhere on the shelf (#5 in drawing to the left)
  - Sides folded up for easy hardware installation from above
  - Sides are slotted for easy adjustment with most rail depth locations
  - Rugged textured powder paint finish
  - Includes all mounting hardware
  - If used with our square hole rails you will need to order P/N **CPRSA** rail adaptor for each shelf ordered. [Link here](#) (below) to more information.
  - **MOUNTS ON TWO PAIR OF PANEL RAILS (FRONT & BACK)**

### ***VENTED - 19" Rack Mount***

Part Number	Color		Drawing File Size		.zip File Size	Shelf Depth
<b>RZVS1918BK1</b>	Black		71K		59K	18"
<b>RZVS1921BK1</b>	Black		80K		73K	21"
<b>RZVS1926BK1</b>	Black		92K		94K	26"
<b>RZVS1931BK1</b>	Black		103K		110K	31"



PART No. RZVS1931



.38

1.00

FRONT VIEW

1.98

2.75

