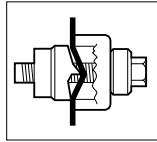
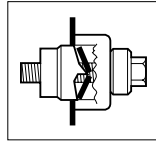


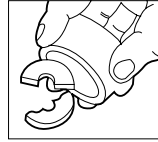
# Knockout Punches



Unique Slug Buster® punch design creates slug as the punch is drawn into the die.



Slug is split in half as punching operation is completed.



Split slugs fall free from the die and stud.

- The contractor's choice – worldwide.
- Unique punch profile splits slugs allowing easy slug removal.
- Use with manual, ratchet, hydraulic or battery-powered drivers.
- Uses standard Greenlee dies and draw studs.
- Available in sizes up thru 2.52" (64.0 mm).
- U.S. Patent #4,543,722.

**SPECIFICATIONS**

Capacity: Mild steel up through 10 gauge (3.5 mm).  
 Application: Punch mild steel, aluminum, fiberglass and plastic.  
 Hole Sizes:  
 Conduit Sizes – Hole size is outside diameter of US conduit sizes. Example: 1/2" conduit size punch actually makes a 7/8" hole.  
 Pg Sizes – European standard pipe sizes.  
 ISO Sizes – International Standards Organization pipe sizes.  
 Operation: Operate manually, or with ratchet, hydraulic or battery drivers. When used with ratchet, hydraulic or battery drivers, buy the punch and die only; the draw stud is part of the driver kit.

\*"Custom Size" punches and dies available. See page 56 or contact your Greenlee Distributor.

PUNCH UNIT												REPLACEMENT PARTS					
Punch Unit includes: Punch, Die and Draw Stud		Hole Size						Capacity Mild Steel		Weight		Replacement Punch		Replacement Die		Replacement Manual Draw Stud	
Cat. No.	UPC No.	Pipe Size	Actual				GA.	mm	lbs.	g	Cat. No.	UPC No.	Cat. No.	UPC No.	Cat. No.	UPC No.	
			ø inch	ø mm	Pg	ISO											
06727	06727	-	-	0.492	12.5	7	12	16	1.5	0.3	137	06728	06728	06729	06729	1675AV	04218
7211EBB-15.2	31989	-	-	0.598	15.2	9	-	14	2.0	0.3	137	31969	31969	32002	32002	00042	00042
35177	35177	-	-	0.638	16.2	-	16	14	2.0	0.3	137	35163	35163	35162	35162	00042	00042
7211EBB-18.6	31990	-	-	0.732	18.6	11	-	14	2.0	0.3	137	31970	31970	32003	32003	00042	00042
7211EBB-20.4	31991	-	-	0.803	20.4	13	20	14	2.0	0.3	137	31971	31971	32004	32004	00042	00042
7211BB-1/2	31962	1/2"	7/8	0.885	22.5	16	-	10	3.5	0.3	137	721-1/2	31756	14722	14722	00042	00042
◇	◇	1/2"	7/8	0.885	22.5	16	-	10	3.5	-	-	721-1/2P◇	01980	14722P◇	01992	00042P	06678
35178	35178	-	1	1.000	25.4	-	25	14	2.0	0.5	227	35165	35165	35164	35164	249AVBB	04040
7211BB-3/4	31963	3/4"	-	1.115	28.3	-	-	10	3.5	0.8	363	721-3/4	31757	124AV	06972	249AVBB	04040
◇	◇	3/4"	-	1.115	28.3	-	-	10	3.5	-	-	721-3/4P◇	01981	124AVP◇	01993	249AVBBP◇	01987
7211EBB-28.3	31993	-	-	1.115	28.3	21	-	14	2.0	0.5	227	31973	31973	32006	32006	00042	00042
60246	60246	-	1-7/32	1.210	30.5	-	-	10	3.5	0.6	273	60237	60237	36278	36278	249AVBB	04040
36508	36508	-	1-7/32	1.210	30.5	-	-	14	2.0	0.6	273	36284	36284	36279	36279	00042	00042
35179	35179	-	-	1.280	32.5	-	32	10	3.5	0.8	363	35169	35169	35168	35168	249AVBB	04040
7211BB-1	31964	1"	-	1.362	34.6	-	-	10	3.5	1	454	721-1◇	31758	126AV	04011	249AVBB	04040
◇	◇	1"	-	1.362	34.6	10	-	10	3.5	-	-	721-1P◇	01982	126AVP◇	01994	249AVBBP◇	01987
7211EBB-37	31995	-	-	1.457	37.0	29	-	10	3.5	1.2	545	31975	31975	32008	32008	249AVBB	04040
35180	35180	-	-	1.595	40.5	-	40	10	3.5	1.2	545	35158	35158	35159	35159	249AVBB	04040
7211BB-1-1/4	31965	1-1/4"	-	1.701	43.2	-	-	10	3.5	1.3	590	721-1-1/4◇	31759	128AV	04013	249AVBB	04040
◇	◇	1-1/4"	-	1.701	43.2	-	-	10	3.5	-	-	721-1-1/4P◇	01983	128AVP◇	01995	249AVBBP◇	01987
7211EBB-47	31996	-	-	1.850	47.0	36	-	10	3.5	1.9	862	31976	31976	32009	32009	304AVBB	04042
7211BB-1-1/2	31966	1-1/2"	-	1.951	49.6	-	-	10	3.5	2.1	953	721-1-1/2	31760	440AV	04061	304AVBB	04042
◇	◇	1-1/2"	-	1.951	49.6	-	-	10	3.5	-	-	721-1-1/2P◇	01984	440AVP◇	01996	304AVBBP◇	01988
35181	35181	-	2	2.000	50.8	-	50	10	3.5	2.3	1043	35160	35160	35161	35161	304AVBB	04042
36171	36171	-	2-1/8	2.125	54.0	42	-	10	3.5	2.5	1134	36172	36172	36173	36173	304AVBB	04042
7211EBB-60	31998	-	-	2.362	60.0	48	-	10	3.5	2.8	1270	31978	31978	32011	32011	304AVBB	04042
7211BB-2	31967	2"	2-3/8	2.416	61.5	-	-	10	3.5	3.2	1452	721-2	31761	442AV	04063	304AVBB	04042
◇	◇	2"	2-3/8	2.416	61.5	-	-	10	3.5	-	-	721-2P◇	01985	442AVP◇	01997	304AVBBP◇	01988
35182	35182	-	-	2.520	64.0	-	63	10	3.5	3.4	1542	35167	35167	35166	35166	304AVBB	04042

◇ Individually Packaged in Point of Purchase clamshell for display opportunities

## Replacement Draw Studs for Manual Drivers

### Replacement Draw Stud Selection Guide:


If you need to replace a broken draw stud, refer to the full scale pictures and information below when ordering a replacement draw stud. Sizes given diameter x length.



3026AV / 04679 - 1-1/8"  
(28.6 mm) x 7-1/2" (190 mm)



304AVBB / 04042 - 3/4" (19.0 mm) x 2-15/16" (75 mm)



00042 - 3/8" (9.5 mm) x 1-5/8" (41 mm)



249AVBB / 04040 - 3/4" (19.0 mm) x 2-1/8" (54 mm)



1675AV Draw Stud / 04218 - 1/4" (6.4 mm) x 1-3/8" (35 mm)



1434AV / 04188 -  
3/4" (19.0 mm) x  
5-1/2" (140 mm)