

Cooper Bussmann

[Homepage](#)
[About Cooper Bussmann](#)
[Contact Us](#)
[Privacy](#)
[Legal](#)
[Cooper Bussmann® Brand](#)
[Site Map](#)



KTK-1/2

Fast-Acting Supplementary Fuse, 600V, 13/32 - 1-1/2 Inches

Product Information

Product Type:	Fuse
Product Family:	Electrical Power
Upgrade Product:	LP-CC-1/2
Brand:	Cooper Bussmann
Sub-brand:	Low-Peak

Certifications

[UL Listed](#)
[CSA Certified](#)

Recommended Products

Rec. Fuse Block:	BM603 Series
Rec. Inline Fuse Holder:	HEB Series
Rec. Panel-mount Fuse Holder:	HPS Series
Rec. Modular Fuse Holder:	CHM Series
Rec. Fuse Clips:	5960 Series
Rec. Cover:	SAMI-7 Series

Electrical Properties

Maximum AC Voltage:	600
Amperage Rating:	0.5
AC Interrupting Ratings:	<ul style="list-style-type: none"> 100000 at 600V
Fast Acting:	Yes

Physical Properties

Dimensions:	1.5in.(L) × 0.41in.(W) × 0in.(H)
-------------	----------------------------------

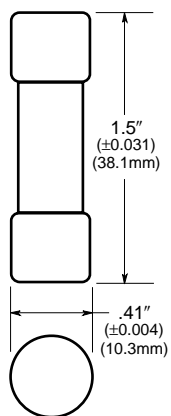
LIMITRON®

Fast-Acting Fuses

600 Volt, 1/10 - 30 Amps



Dimensional Data



Catalog Symbol: KTK

Fast-Acting

1/10 TO 30A

600Vac (or less)

Interrupting Rating: 100,000A RMS Sym. (UL)

UL Listed, STD. 248-14, (Guide #JDYX, File #E19180)

CSA Certified: C22.2 NO. 248.14

(File #53787—Class #1422-01)

HRC-MISC

Electrical Ratings (Catalog Symbol and Amperes)


600Vac - UL Listed and C.S.A.

KTK-1/10	KTK-1	KTK-6	KTK-25
KTK-1/8	KTK-1-1/4	KTK-7	KTK-30
KTK-2/10	KTK-1-1/2	KTK-7-1/2	—
KTK-1/4	KTK-2	KTK-8	—
KTK-3/10	KTK-2-1/2	KTK-9	—
KTK-4/10	KTK-3	KTK-10	—
KTK-1/2	KTK-3-1/2	KTK-12	—
KTK-6/10	KTK-4	KTK-15	—
KTK-3/4	KTK-5	KTK-20	—

Carton Quantity and Weight

Ampere Ratings	Carton Qty.	Weight*	
		Lbs.	Kg.
1-30	10	.180	.082

*Weight per carton.

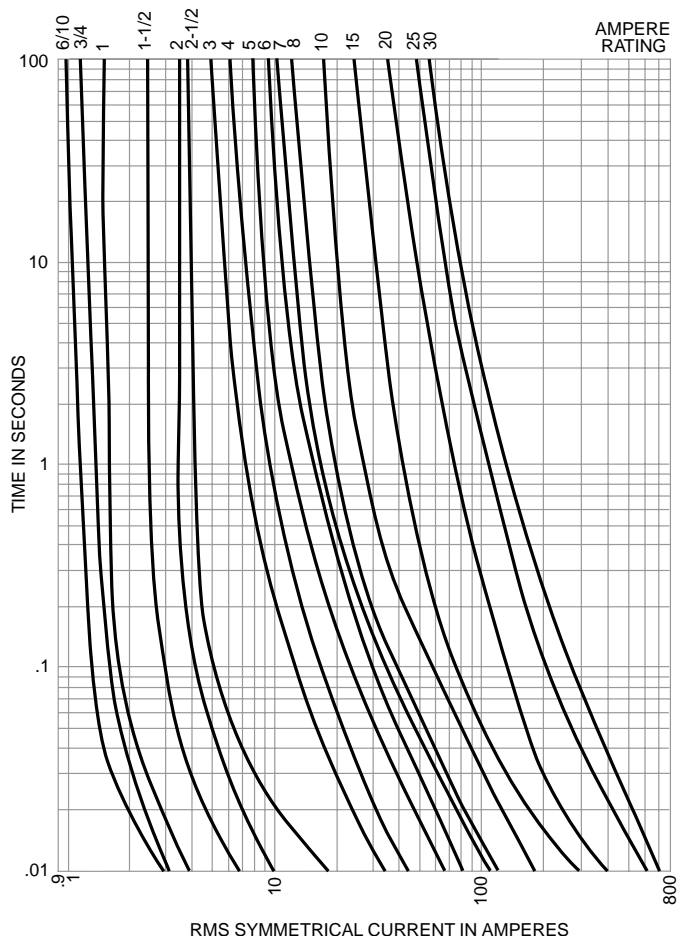


Recommended fuseblocks/fuseholders for 13/32" x 1-1/2" fuses
See Data Sheets listed below

- Open fuseblocks - 1104, 2104
- Finger-safe fuseholders - 1109, 1102, 1103, 1151
- Panel-mount fuseholders - 2114, 2113, 2108, 2112, 2109, 2140
- In-line fuseholders - 2127, 2126

- LIMITRON® fast-acting fuse.
- Melamine tube.
- Nickel-plated bronze endcaps.

Time-Current Characteristic Curves—Average Melt



CE