

**Cooper Bussmann**

- Homepage
- About Cooper Bussmann
- Contact Us
- Privacy
- Legal
- Cooper Bussmann® Brand
- Site Map

## MDA-4-R

Time Delay, 1/4 X 1-1/4 Inch, Ceramic Tube Fuse

### Product Information

|                 |                 |
|-----------------|-----------------|
| Product Type:   | Fuse            |
| Product Family: | Electronic      |
| Brand:          | Cooper Bussmann |

### Recommended Products

|                               |                               |
|-------------------------------|-------------------------------|
| Rec. Fuse Block:              | <a href="#">S-8000 Series</a> |
| Rec. Inline Fuse Holder:      | <a href="#">HHB Series</a>    |
| Rec. Panel-mount Fuse Holder: | <a href="#">HTB Series</a>    |
| Rec. Fuse Clips:              | <a href="#">1A1907 Series</a> |

### Physical Properties

|             |                                      |
|-------------|--------------------------------------|
| Dimensions: | 1.25in. (L) × 0.25in. (W) × 0in. (H) |
|-------------|--------------------------------------|

### Certifications


- [UL Listed](#)
- [CSA Certified](#)

### Electrical Properties

|                          |  |
|--------------------------|--|
| Maximum AC Voltage:      | 250  |
| Amperage Rating:         | 4  |
| AC Interrupting Ratings: | <ul style="list-style-type: none"> <li>• 200 at 250V</li> <li>• 10000 at 125V</li> </ul> |
| Time Delay:              | Yes  |

### Description

- Time Delay, ceramic tube
- Optional axial leads available
- 1/4 x 1-1/4 (6.3mm x 32mm) physical size
- Ceramic tube, nickel-plated brass endcap construction
- UL Listed product meets standard 248-14



| ELECTRICAL CHARACTERISTICS |            |                  |
|----------------------------|------------|------------------|
| Rated Current              | Amp Rating | Opening Time     |
| 1/4 - 30A                  | 100%       | None             |
|                            | 135%       | 60 Minutes Max.  |
|                            | 200%       | 120 Seconds Max. |

### Agency Information

- UL Listed Card: MDA 2/10 - 20A (Guide JDYX, File E19180)
- UL Recognized Card: MDA 25 - 30A (Guide JDYX2, File E19180)
- CSA Certification Card: MDA 2/10 - 20 (Class No. 1422-01)
- CSA Component Acceptance: MDA 25-30A (Class No. 1422-30)

### Environmental Data

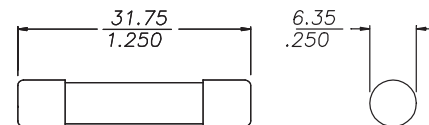
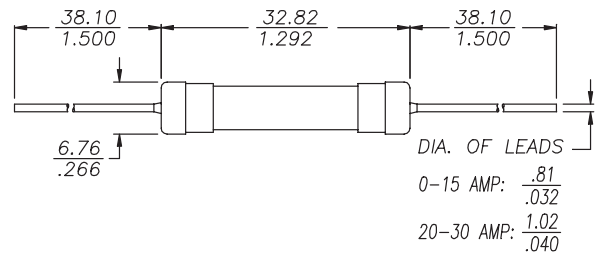
- Shock: 1/100A and 8/10A – MIL-STD-202, Method 213, Test Condition I; 1A thru 30A – MIL-STD-202, Method 207, (HI Shock)
- Vibration: 1/100A and 8/10A – MIL-STD-202, Method 201; 1/4A thru 30A – MIL-STD-202, Method 204, Test Condition C (Except 5g, 500HZ)

### Ordering

- Specify packaging, product, and option code

### Dimensions (mm/in)

Drawing Not to Scale



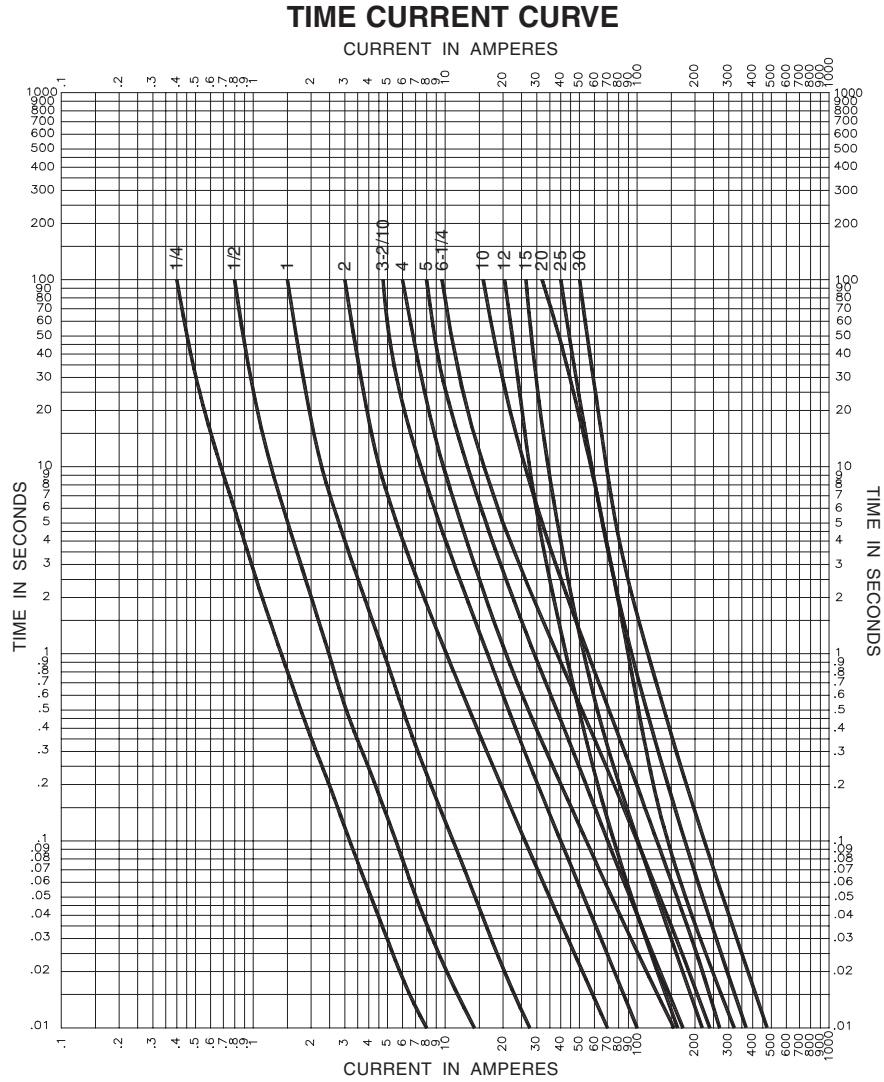
| Product Code | Voltage Rating |      | AC Interrupting Rating* |        | DC Interrupting Rating 125V | Typical DC Cold Resistance** (ohms) | Typical Melting I <sup>††</sup> AC | Typical Voltage Drop‡ |
|--------------|----------------|------|-------------------------|--------|-----------------------------|-------------------------------------|------------------------------------|-----------------------|
|              | AC             | DC   | 250V                    | 125V   |                             |                                     |                                    |                       |
| MDA-1/4      | 250V           | -    | 35A                     | 10000A | -                           | 9.325                               | 0.68                               | 4.00                  |
| MDA-1/2      | 250V           | -    | 35A                     | 10000A | -                           | 1.925                               | 2.3                                | 1.42                  |
| MDA-3/4      | 250V           | -    | 35A                     | 10000A | -                           | 0.8555                              | 7.8                                | 1.31                  |
| MDA-1        | 250V           | -    | 35A                     | 10000A | -                           | 0.560                               | 11.1                               | 1.03                  |
| MDA-1-1/2    | 250V           | -    | 100A                    | 10000A | -                           | 0.2585                              | 25.0                               | 0.691                 |
| MDA-2        | 250V           | -    | 100A                    | 10000A | -                           | 0.1645                              | 64.0                               | 0.623                 |
| MDA-2-1/2    | 250V           | -    | 200A                    | 10000A | -                           | 0.06685                             | 28.9                               | 0.213                 |
| MDA-3        | 250V           | -    | 200A                    | 10000A | -                           | 0.0507                              | 40.9                               | 0.182                 |
| MDA-4        | 250V           | -    | 200A                    | 10000A | -                           | 0.0346                              | 134.0                              | 0.162                 |
| MDA-5        | 250V           | -    | 200A                    | 10000A | -                           | 0.02355                             | 345.9                              | 0.145                 |
| MDA-6        | 250V           | -    | 200A                    | 10000A | -                           | 0.01850                             | 534.3                              | 0.141                 |
| MDA-7        | 250V           | -    | 200A                    | 10000A | -                           | 0.01475                             | 580.3                              | 0.137                 |
| MDA-8        | 250V           | -    | 200A                    | 10000A | -                           | 0.01230                             | 944.0                              | 0.134                 |
| MDA-10       | 250V           | -    | 200A                    | 10000A | -                           | 0.00858                             | 1491.3                             | N/A                   |
| MDA-12       | 250V           | -    | 750A                    | 10000A | -                           | 0.00725                             | 113.8                              | 0.114                 |
| MDA-15       | 250V           | -    | 750A                    | 10000A | -                           | 0.00543                             | 206.2                              | 0.107                 |
| MDA-20       | 250V           | 125V | 1500A                   | 10000A | 10000A                      | 0.00358                             | 439.5                              | 0.095                 |
| MDA-25A      | 250V           | 125V | 1500A                   | 10000A | 10000A                      | 0.00309                             | 667.9                              | 0.105                 |
| MDA-30A      | 250V           | 125V | 1500A                   | 10000A | 10000A                      | 0.00243                             | 997.0                              | 0.110                 |

\* Interrupting Ratings (Measured at 70% - 80% power factor on AC. The interrupting ratings for 25Amp, 30Amp were measured at 90% - 100% power factor on AC)

\*\* DC Cold Resistance (Measured at ≤10% of rated current)

† Typical Melting I<sup>†</sup> (A<sup>2</sup>Sec) (I<sup>†</sup> was measured at listed interrupting rating and rated voltage)

‡ Typical Voltage Drop (Voltage drop was measured at 25°C ambient temperature at rated current)



**PACKAGING CODE**

| Packaging Code | Description  |
|----------------|--|
| <b>BK</b>      | 100 pieces of fuses packed into a cardboard carton   |
| <b>BK1</b>     | 1,000 pieces of fuses packed into a cardboard carton |
| <b>BK8</b>     | 8,000 pieces of fuses packed into a cardboard carton |

**OPTION CODE**

| Option Code | Description  |
|-------------|--|
| <b>B</b>    | Board Washable - Hermetically sealed to withstand aqueous cleaning |
| <b>V</b>    | Axial leads - copper tinned wire with nickel plated brass overcaps |
| <b>-R</b>   | RoHS compliant version   |