




Accessories - Shelves
Adjustable Shelf-Open Rack



Design Features

Open rack shelves fit 19.00" wide panel spaces. Shelves are 16 gauge steel and are flanged for added support. Shelves are adjustable for depth within rack, and come with all mounting brackets and hardware. Supports 150 lbs. Finishes: Metallic Gray (MG) or Black Texture (B)

Click on Image for Larger View



Adjustable Shelf-Open Rack				
Catalog Number	Drawings	Width	Depth	Weight lbs
SA-1278		17.62"	16.00"	8.3
SA-1279		17.62"	20.00"	9.3
SA-1378		21.62"	16.00"	10
SA-1379		21.62"	20.00"	11

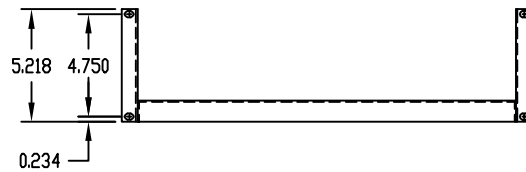
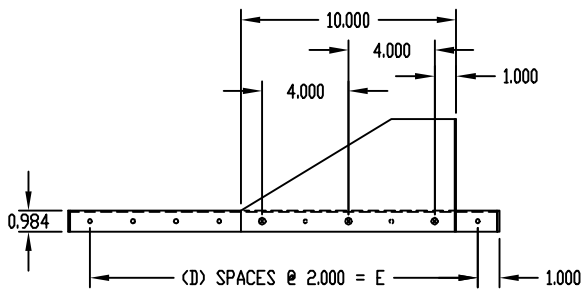
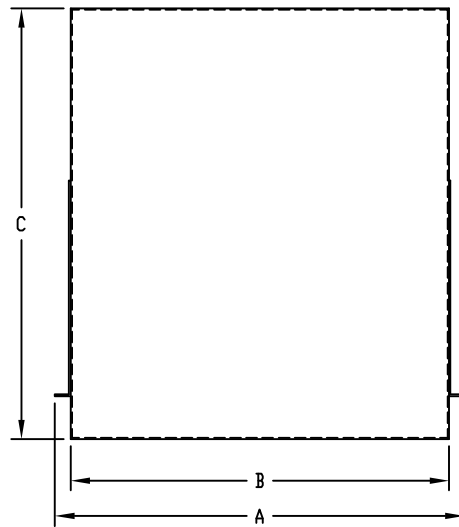
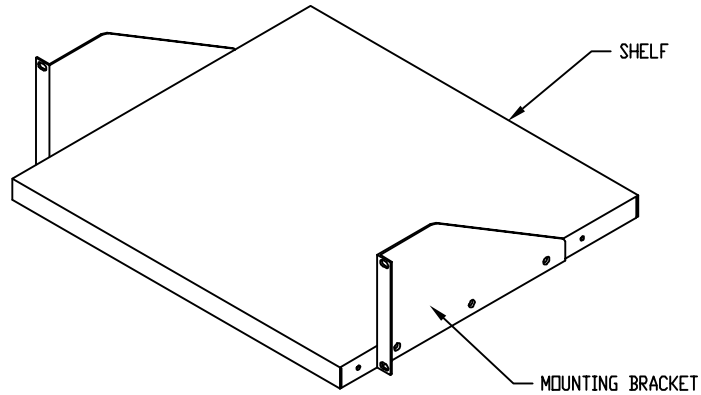


PART NAME

RELAY RACK SHELF

PART No.

SA-1278, 79 & SA-1378, 79



MATERIAL: SHELF _____ 16 GA. STEEL
 MOUNTING BRACKETS _____ 14 GA. STEEL

FINISH: METALLIC GRAY
 BLACK TEXTURE

NOTE: MOUNTING BRACKETS ARE ADJUSTABLE

LOAD RATING: 150 LBS. MAX.

PART NO.	A	B	C	D	E
SA-1278	19.000	17.562	16.000	QTY. (6)	12.000
SA-1279	19.000	17.562	20.000	QTY. (9)	18.000
SA-1378	23.000	21.562	16.000	QTY. (6)	12.000
SA-1379	23.000	21.562	20.000	QTY. (9)	18.000