


Input Modules

Models
BAL2S, BRG1R, MAX1R,
MIC1S, MIC2S, MIC1X,
MIC2X, SAX1R, TBL1S,
TEL1S, TNG1S



DESCRIPTION

Bogen's eleven plug-in input modules provide a wide range of functions to support a variety of applications.

These modules support different signal-source requirements, including the ability to interface to balanced and unbalanced high- and low-level inputs, stereo or mono, telephone systems, and microphones.

FEATURES

BALANCED (BAL2S)

Stereo, balanced input module

- Stereo, high-impedance, balanced inputs
- Professional-quality, low noise performance
- Selectable gain of 0 or 18 dB
- Mutable by higher priority modules
- Variable ducking level when muted
- Fade back from mute
- Screw terminal connections

BRIDGING (BRG1R)

Daisy chain multiple amplifiers input module

- Gain/Trim control
- Input signal available at buffered output
- Mute send & receive
- Variable ducking level when muted
- Fade back from mute
- Buffered output not muted
- 4 Priority levels
- Bus assignable
- RCA input and output connectors

MONO AUX (MAX1R)

Unbalanced mono input module

- Gain/Trim control
- Bass & Treble controls
- Gate feature mutes lower priority modules
- Mute send & receive
- Variable ducking level when muted
- Fade back from mute
- 4 Priority levels
- Bus assignable
- RCA connectors

MICROPHONES (MIC1S, MIC1X)

Transformer-balanced, low-impedance microphone input modules

- Gain/Trim control
- Bass & Treble controls
- Noise gate w/Threshold & Duration
- Limiter w/Threshold control
- 24V Phantom power
- Mute send & receive
- 4 Priority levels
- Bus assignable
- Balanced, transformer-isolated
- Screw terminal (MIC1S); XLR connector (MIC1X) models

MICROPHONES (MIC2S, MIC2X)

Electronic-balanced, low-impedance microphone input modules

- Gain/Trim control
- Hi-Cut/Lo-Cut controls
- Voice Enhancement control
- Noise gate w/Threshold control
- Limiter w/Threshold control
- 24V Phantom power
- Mute send & receive
- 4 Priority levels
- Bus assignable
- Electronically balanced
- Screw terminal (MIC2S); XLR connector (MIC2X) models

STEREO AUX (SAX1R)

Unbalanced stereo input module

- Gain/Trim control
- Bass & Treble controls
- Gate feature mutes lower priority modules
- Mute send & receive
- Variable ducking level when muted
- Fade back from mute
- Stereo-to-mono summing option
- 4 Priority levels
- Bus assignable
- RCA connectors

TRANSFORMER BALANCED (TBL1S)

Transformer balanced AUX input module

- Transformer-isolated line level input
- Gain/Trim control
- Bass & Treble controls
- Variable ducking level when muted
- Fade back from mute
- Mute send & receive
- Mute send threshold & duration adjustments
- 4 Priority levels
- Bus assignable
- Pluggable screw terminal connections

TELEPHONE (TEL1S)

Telephone interface input module

- Loop start or ground start trunk interfacing (requires external power supply)
- Dry loop interface to paging ports
- Audio-activated paging in dry loop
- Gain/Trim control
- Noise gate
- Limiter
- Mute send & receive
- 4 Priority levels
- Bus assignable
- Transformer-isolated
- Screw terminal connections

tone GENERATOR (TNG1S)

Multiple tone generator input module

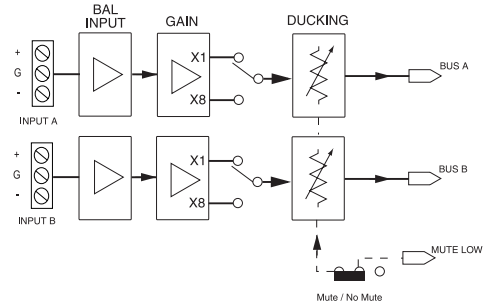
- Select 4 of 8 tones to trigger
- Burst/steady, slow whoop, siren, mechanical bell, Klaxon, night ringer, double chime, & doorbell tones
- Momentary & continuous playback modes
- Screw terminal trigger connections
- Level control
- Microprocessor-controlled operation
- Mute send & receive
- 4 Priority levels





Balanced Input Module (BAL2S)

Gain	0 dB (or +18 dB; switch selectable per channel)
Frequency Response	+0/-3 dB, 5 Hz-100 kHz
S/N (20 Hz - 20 kHz)	-100 dBV
Distortion	< 0.005%
Input Impedance	10k ohms (unbalanced) 20k ohms (balanced)
Ducking (level)	-10 dB to -48 dB
CMRR	> 80 dB @ 1 kHz
Controls	Ducking
Priority	Lowest or none
Connector	6-position barrier strip
Power	±24 V DC
Dimensions	1-3/8" W x 3-1/8" H x 3-1/2" D
Weight	2.8 oz.

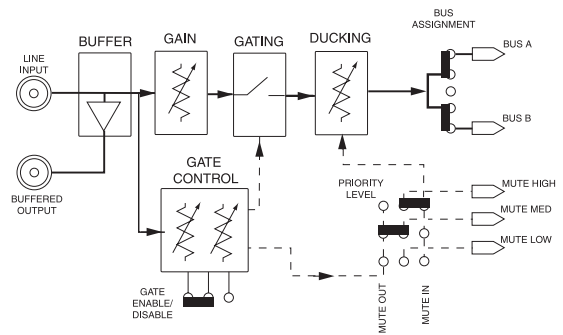


All measurements at 0 dB gain unless otherwise noted.



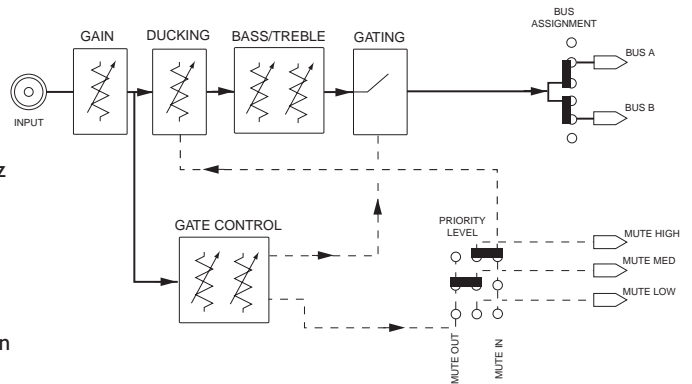
Bridging Input Module (BRG1R)

Gain	-5 dB to 5 dB
Frequency Response	+0/-3 dB, 5 Hz-100 kHz
S/N (20 Hz - 20 kHz)	-100 dBV
Distortion	< 0.005%, 20 Hz-20 kHz
Input Impedance	10k ohms (balanced)
Output Impedance	200 ohms (pseudo-balanced)
Ducking (level)	-10 dB to -48 dB
Gate Threshold	3 mV to 30 mV
Gate Duration	0.5s to 5s
CMRR	> 60 dB @ 1 kHz
Priority	Four levels
Controls	Gain, Ducking, Gate Threshold, Gate Duration
Connector	RCA Type
Power	±24 V DC
Dimensions	1-3/8" W x 3-1/8" H x 3-1/2" D
Weight	2.3 oz.



Mono Aux Input Module (MAX1R)

Gain	0 dB to 6 dB
Frequency Response	+0/-3 dB, 5 Hz-100 kHz
S/N (20Hz - 20kHz)	-100 dBV
Distortion	< 0.005%, 20 Hz-20 kHz
Input Impedance	50k ohms
Tone	±10 dB @ 100 Hz & 10 kHz
Ducking (level)	-10 dB to -48 dB
Gate Threshold	3 mV to 30 mV
Gate Duration	0.5s to 5s
Priority	Four levels
Controls	Gain, Bass, Treble, Ducking, Gate Threshold, Gate Duration
Connector	RCA type
Power	±24 V DC
Dimensions	1-3/8" W x 3-1/8" H x 3-1/2" D
Weight	2.6 oz.

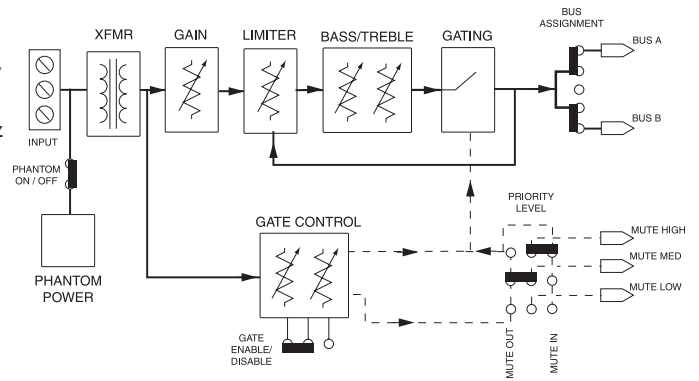


Microphone Input Module (MIC1S)



Gain 28 dB to 62 dB
 Frequency Response +0/-3 dB, 10 Hz-20 kHz
 S/N (20Hz - 20kHz) -75 dBV @ 52 dB gain, -127 dBV EIN
 Distortion < 0.1%, 20 Hz-15 kHz @ 1V
 Input Impedance 600 ohms
 Tone ± 10 dB @ 100 Hz & 10 kHz
 Limit (threshold) -10 dBV to off
 Gate Threshold 3 mV to 30 mV
 Gate Duration 0.5s to 5s
 CMRR > 80 dB @ 1 kHz
 Priority Four levels
 Phantom Power 24V DC (defeatable)
 Controls Gain, Bass, Treble, Limit, Gate Threshold, Gate Duration

Connector Screw Terminal
 Power ± 24 V DC
 Dimensions 1-3/8" W x 3-1/8" H x 3-1/2" D
 Weight 3.6 oz.

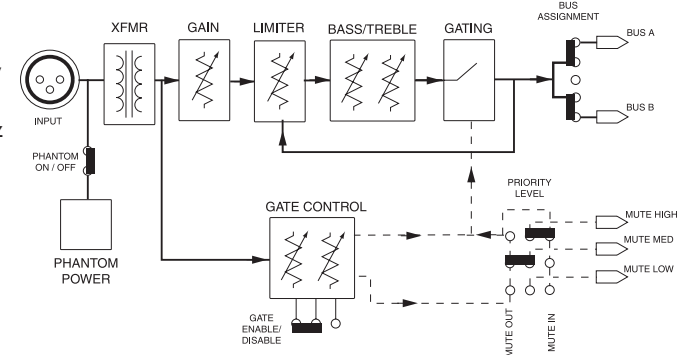


Microphone Input Module (MIC1X)



Gain 28 dB to 62 dB
 Frequency Response +0/-3 dB, 10 Hz-20 kHz
 S/N (20Hz - 20kHz) -75 dBV @ 52 dB gain, -127 dBV EIN
 Distortion < 0.1%, 20 Hz-15 kHz @ 1V
 Input Impedance 600 ohms
 Tone ± 10 dB @ 100 Hz & 10 kHz
 Limit (threshold) -10 dBV to off
 Gate Threshold 3 mV to 30 mV
 Gate Duration 0.5s to 5s
 CMRR > 80 dB @ 1 kHz
 Priority Four levels
 Phantom Power 24V DC (defeatable)
 Controls Gain, Bass, Treble, Limit, Gate Threshold, Gate Duration

Connector XLR
 Power ± 24 V DC
 Dimensions 1-3/8" W x 3-1/8" H x 3-1/2" D
 Weight 3.6 oz.

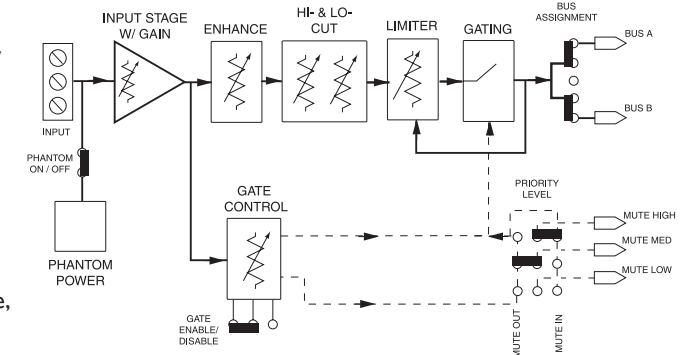


Microphone Input Module (MIC2S)



Gain 18 dB to 62 dB
 Frequency Response +0/-3 dB, 10 Hz-40 kHz
 S/N (20Hz - 20kHz) -75 dBV @ 52 dB gain, -127 dBV EIN
 Distortion < 0.1%, 20 Hz-15 kHz @ 1V
 Input Impedance 600 ohms
 Tone -10 dB @ 100 Hz & 3 kHz (cut only)
 Limit (threshold) -10 dBV to off
 Gate Threshold 3 mV to 30 mV
 CMRR > 80 dB @ 1 kHz
 Priority Four levels
 Phantom Power 24V DC (defeatable)
 Controls Gain, Lo-cut, Hi-Cut, Enhance, Limit, Gate Threshold

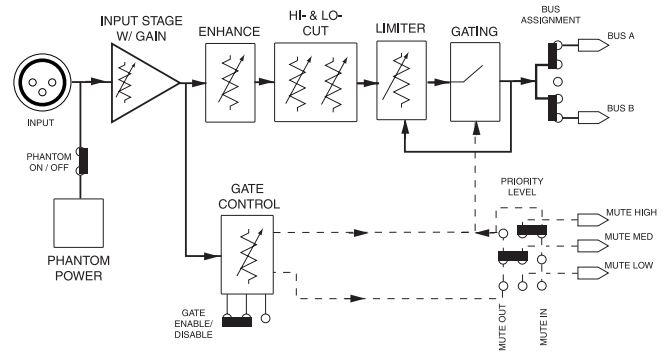
Connector Screw Terminal
 Power ± 24 V DC
 Dimensions 1-3/8" W x 3-1/8" H x 3-1/2" D
 Weight 2.2 oz.



Microphone Input Module (MIC2X)



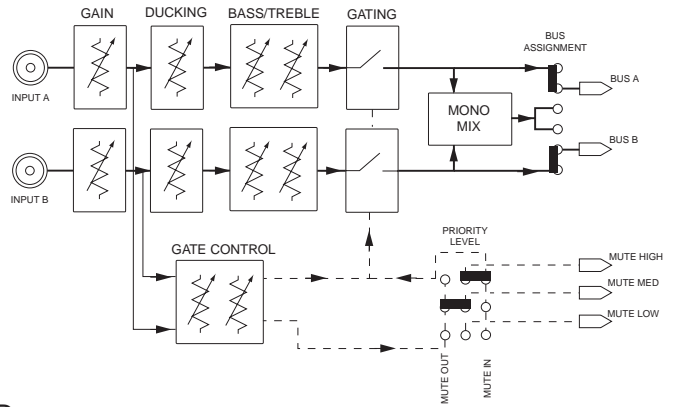
Gain	18 dB to 62 dB
Frequency Response	+0/-3 dB, 10 Hz - 40 kHz
S/N (20Hz - 20kHz)	-75 dBV @ 52 dB gain, -127 dBV EIN
Distortion	< 0.1%, 20 Hz - 15 kHz @ 1V
Input Impedance	600 ohms
Tone	-10 dB @ 100 Hz & 3 kHz (cut only)
Limit (threshold)	-10 dBV to off
Gate Threshold	3 mV to 30 mV
CMRR	> 80 dB @ 1 kHz
Priority	Four levels
Phantom Power	24V DC (defeatable)
Controls	Gain, Lo-Cut, Hi-Cut, Enhance, Limit, Gate Threshold
Connector	XLR
Power	±24V DC
Dimensions	1-3/8" W x 3-1/8" H x 3-1/2" D
Weight	2.2 oz.



Stereo Aux Input Module (SAX1R)



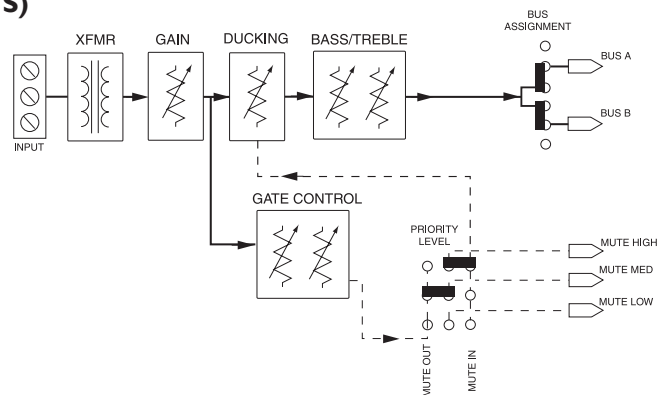
Gain	0 dB to 6 dB
Frequency Response	+0/-3 dB, 5 Hz - 100 kHz
S/N (20Hz - 20kHz)	-100 dBV
Distortion	< 0.005%, 20 Hz - 20 kHz
Input Impedance	50k ohms
Tone	±10 dB @ 100 Hz & 10 kHz
Ducking (level)	-10 dB to -48 dB
Gate Threshold	3 mV to 30 mV
Gate Duration	0.5s to 5s
Priority	Four levels
Controls	Gain, Bass, Treble, Ducking, Gate Threshold, Gate Duration
Connector	RCA type
Power	±24V DC
Dimensions	1-3/8" W x 3-1/8" H x 3-1/2" D
Weight	2.6 oz.



Transformer Balanced Input Module (TBL1S)



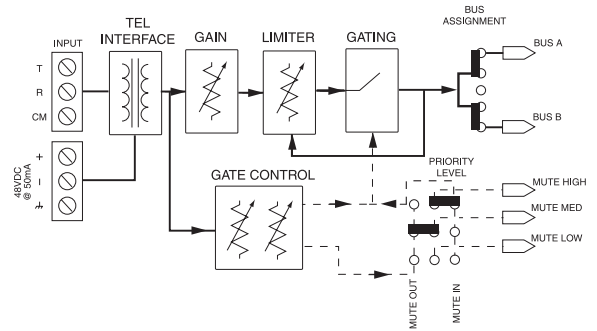
Gain	-11 dB to +19 dB
Frequency Response	10 - 40 kHz (+0/-3 dB)
S/N (20 Hz - 20 kHz)	-75 dBV
Distortion	< 0.3% 20 Hz - 20 kHz @ 1V
Input Impedance	10k ohms/600 ohms (jumper selectable)
Gate Threshold	5 mV to disable
Gate Duration	0.5 s to 5 s
Priority	Four levels
Duck Level	-10 dB to -72 dB
Tone	+/- 10 dB @ 10 kHz & 100 Hz
CMRR	> 80 dB @ 1 kHz
Controls	Gain, Bass, Treble, Duck, Gate Threshold, Gate Duration
Connector	Pluggable Euro Screw Type
Power	±24V DC
Dimensions	1-3/8" W x 3-1/8" H x 3-1/2" D
Weight	3.8 oz.



Telephone Input Module (TEL1S)



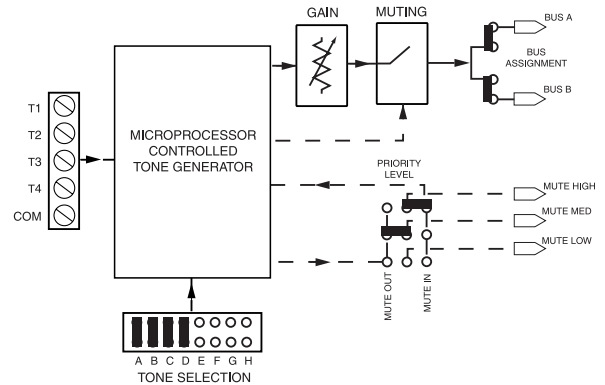
Gain 0 dB to 30 dB
 Frequency Response +0/-3 dB, 20 Hz - 35 kHz
 S/N (20Hz - 20kHz) -90 dBV @ 30 dB of gain, -120 dBV EIN
 Distortion < 0.1%, 20 Hz - 20 kHz @ 1V
 Input Impedance Dry loop 30k ohms, Wet loop 1k ohms
 Limit (threshold) -10 dBV to off
 Gate Threshold 3 mV to 30 mV
 Gate Duration 0.5s to 5s
 Priority Four levels
 External Power 48V DC (for talk battery)
 CMRR > 80 dB @ 1 kHz
 Controls Gain, Limit, Gate Threshold, Gate Duration
 Connector 6-position barrier strip
 Power ±24 V DC
 Dimensions 1-3/8" W x 3-1/8" H x 3-1/2" D
 Weight 2.8 oz.



Tone Generator Input Module (TNG1S)



Max. Output Level 1.8V
 Max. Contact Resist. 100 ohms
 Tones 8 total, 4 selectable
 512 Hz Burst/steady, slow whoop, siren, mechanical bell, Klaxon, night ringer, double chime, & doorbell
 Priority Four levels
 Controls Level
 Connector 5-position barrier strip
 Power ±24 V DC
 Dimensions 1-3/8" W x 3-1/8" H x 3-1/2" D
 Weight 2 oz.



ARCHITECT & ENGINEER SPECIFICATIONS*

Balanced Input Module (BAL2S) The BAL2S input module shall be a stereo, high-impedance, electronically balanced input module. It shall be mutable by higher priority modules and shall feature an internal PCB jumper to enable or disable muting from the priority bus system. It shall have a continuously variable ducking control that will enable attenuation of the input signal from a minimum of 10 dB to a maximum of 48 dB relative to the normal unmuted condition. The module shall have a rapid mute when the mute function is activated and a gradual fade back from mute when the mute control is deactivated. Gain shall be switch selectable per channel and shall be 0 dB or +18 dB.

Bridging Input Module (BRG1R) The BRG1R input module shall have a mono-balanced input and a buffered pseudo-balanced output that will enable the connection of several amplifiers to each other in a daisy chain configuration without creating ground loops between units. It shall have an RCA jack for both the input and the output connections. The module shall have a gain/trim control that will allow the gain to be adjusted plus or minus 5 dB relative to 0 dB nominal gain. It shall have the ability to mute lower priority modules and be muted by higher priority modules. The module shall be able to assume any of 4 priority levels. It shall have a continuously variable ducking control that will enable attenuation of the input signal from a minimum of 10 dB to a maximum of 48 dB relative to the normal unmuted condition and a gradual fade back from mute when the mute control is deactivated. The buffered output is not muted. The module shall have a VOX/gating circuit to control muting of lower priority modules and an internal gating circuit with separate controls for gate threshold and duration. The module's output shall be assignable to either or both of two mixing buses.

Mono Aux Input Module (MAX1R) The MAX1R module shall be a mono, high-impedance, unbalanced input module. The module shall have an RCA jack as its input connector. The module shall have a gain/trim control that will allow the gain to be adjusted up to +6 dB relative to 0 dB nominal gain. It shall have the ability to mute lower priority modules and be muted by higher priority modules. The module shall be able to assume any of 4 priority levels. It shall have a continuously variable ducking control that will enable attenuation of the input signal from a minimum of 10 dB to a maximum of 48 dB relative to the normal unmuted condition and a gradual fade back from mute when the mute control is deactivated. The module shall have a VOX/gating circuit to control muting of lower priority modules and its internal gating circuit, with separate controls for gate threshold and duration. The module shall have bass and treble controls with cut or boost of 10 dB at 100 Hz and 10 kHz, respectively. The module's output shall be assignable to either or both of two mixing buses.

*Specifications available on CD and on Bogen's web site for easy downloading.

Microphone Input Module (MIC1S) The MIC1S module shall have a transformer-isolated, balanced input with screw terminal connector. It shall interface with low-impedance dynamic microphones. It shall also interface with electret condenser microphones and shall have an internal 24V DC phantom power supply to provide the bias supply that is selectable by a PCB jumper. The module shall have a gain/trim control that will allow the gain to be adjusted from 28 dB to 62 dB of gain. It shall have the ability to mute lower priority modules and be muted by higher priority modules. The module shall be able to assume any of 4 priority levels. The module shall have a VOX/gating circuit to control muting of lower priority modules and its internal gating circuit with separate controls for gate threshold and duration. It shall have a built-in limiter to limit the maximum output level of the module, with a threshold control. The module shall have bass and treble controls with cut or boost of 10 dB at 100 Hz and 10 kHz, respectively. The module's output shall be assignable to either or both of two mixing buses.

Microphone Input Module (MIC1X) The MIC1X module shall have a transformer-isolated, balanced input with XLR connector. It shall interface with low-impedance dynamic microphones. It shall also interface with electret condenser microphones and shall have an internal 24V DC phantom power supply to provide the bias supply that is selectable by a PCB jumper. The module shall have a gain/trim control that will allow the gain to be adjusted from 28 dB to 62 dB of gain. It shall have the ability to mute lower priority modules and be muted by higher priority modules. The module shall be able to assume any of 4 priority levels. The module shall have a VOX/gating circuit to control muting of lower priority modules and its internal gating circuit with separate controls for gate threshold and duration. It shall have a built-in limiter to limit the maximum output level of the module, with a threshold control. The module shall have bass and treble controls with cut or boost of 10 dB at 100 Hz and 10 kHz, respectively. The module's output shall be assignable to either or both of two mixing buses.

Microphone Input Module (MIC2S) The MIC2S module shall have an electronically-balanced input with screw terminal connector. It shall interface with low-impedance dynamic microphones. It shall also interface with electret condenser microphones and shall have an internal 24V DC phantom power supply to provide the bias supply that is selectable by a PCB jumper. The module shall have a gain/trim control that will allow the gain to be adjusted from 18 dB to 62 dB of gain. It shall have the ability to mute lower priority modules and be muted by higher priority modules. The module shall be able to assume any of 4 priority levels. The module shall have a VOX/gating circuit to control muting of lower priority modules and its internal gating circuit with control for gate threshold. It shall have a built-in limiter to limit the maximum output level of the module, with a threshold control. The module shall have bass and treble controls with cut only of 10 dB at 100 Hz and 3 kHz, respectively. The module's output shall be assignable to either or both of two mixing buses.

ARCHITECT & ENGINEER SPECIFICATIONS (cont.)

Microphone Input Module (MIC2X) The MIC2X module shall have an electronically-balanced input with XLR connector. It shall interface with low-impedance dynamic microphones. It shall also interface with electret condenser microphones and shall have an internal 24V DC phantom power supply to provide the bias supply that is selectable by a PCB jumper. The module shall have a gain/trim control that will allow the gain to be adjusted from 18 dB to 62 dB of gain. It shall have the ability to mute lower priority modules and be muted by higher priority modules. The module shall be able to assume any of 4 priority levels. The module shall have a VOX/gating circuit to control muting of lower priority modules and its internal gating circuit with control for gate threshold. It shall have a built-in limiter to limit the maximum output level of the module, with a threshold control. The module shall have bass and treble controls with cut only of 10 dB at 100 Hz and 3 kHz, respectively. The module's output shall be assignable to either or both of two mixing buses.

Stereo Aux Input Module (SAX1R) The SAX1R module shall be a stereo, high-impedance, unbalanced input module. The module shall have two RCA jacks for its input connectors. The module shall have a gain/trim control that will allow the gain to be adjusted up to +6 dB relative to 0 dB nominal gain. It shall have the ability to mute lower priority modules and be muted by higher priority modules. The module shall be able to assume any of 4 priority levels. It shall have a continuously variable ducking control that will enable attenuation of the input signal from a minimum of 10 dB to a maximum of 48 dB relative to the normal unmuted condition and a gradual fade back from mute when the mute control is deactivated. The module shall have a VOX/gating circuit to control muting of lower priority modules and its internal gating circuit, with separate controls for gate threshold and duration. The module shall have bass and treble controls with cut or boost of 10 dB at 100 Hz and 10 kHz, respectively. The module's output shall be assignable to either or both of two mixing buses. The module shall allow stereo sources to be mixed into mono and sent to either or both of two mix buses.

Transformer Balanced Input Module (TBL1S) The TBL1S input module shall be a transformer-isolated, balanced input module. The module shall have a pluggable 3-pin input barrier strip connector to make the input connection. The module shall have a gain/trim control that will allow the gain to be adjusted from -11 dB to +19 dB of gain. It shall have the ability to mute lower priority modules and be muted by higher priority modules. The module shall be able to assume any of 4 priority levels. The module shall have a VOX/gating circuit to control muting of lower priority modules with separate controls for gate threshold and duration. It shall have a continuously variable ducking control that will enable attenuation of the input signal from a minimum of 10 dB to a maximum of 72 dB relative to the normal unmuted condition and a gradual fade back from mute when the mute control is deactivated. The module's output shall be assignable to either or both of two mixing buses.

Telephone Input Module (TEL1S) The TEL1S module shall have a transformer-isolated, balanced input and configuration jumpers that will allow it to interface with both wet and dry loop telephone systems. In the dry loop mode, this module shall allow connections to page port systems. In the wet mode of operation, it shall allow connections to both ground start and loop start telephone systems. The module shall have a 6-pin input barrier strip connector to make the input connection. The module shall provide for the connection of an external talk-battery power supply of 48V DC. The module shall have a gain/trim control that will allow the gain to be adjusted from 0 dB to 30 dB of gain. It shall have the ability to mute lower priority modules and be muted by higher priority modules. The module shall be able to assume any of 4 priority levels. The module shall have a VOX/gating circuit to control muting of lower priority modules and its internal gating circuit with separate controls for gate threshold and duration. It shall have a built-in limiter to limit the maximum output level of the module, with a threshold control. The module's output shall be assignable to either or both of two mixing buses.

Tone Generator Input Module (TNG1S) The TNG1S input module shall be a multiple tone generator input module. The module shall have a 5-pin input barrier strip connector to make the trigger connections. The module shall include 8 tones: burst/steady, slow whoop, siren, mechanical bell, Klaxon, night ringer, double chime, and doorbell tones. The module shall permit 4 of the 8 tones to be triggered. Momentary and continuous playback modes shall be available. The module shall have a level control. It shall have the ability to mute lower priority modules and be muted by higher priority modules. The module shall be able to assume any of 4 priority levels. The module shall have a gradual fade back from mute when the mute control is deactivated. The module's output shall be assignable to either or both of two mixing buses.

BOGEN[®]
COMMUNICATIONS, INC.

50 Spring Street, Ramsey, New Jersey 07446, U.S.A.
Tel: 201-934-8500 Fax 201-934-9832 www.bogen.com