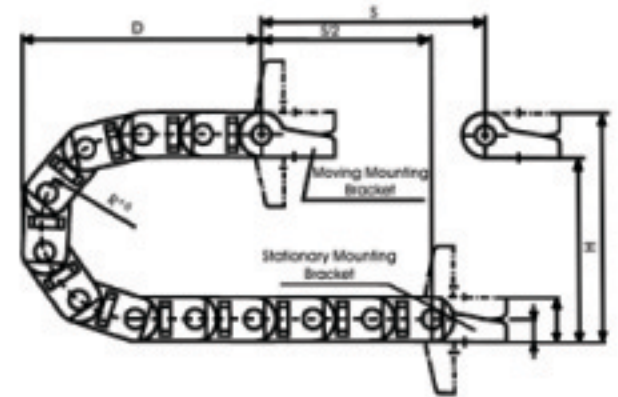




**E-Chain E2 Mini New: 15-025-038-0 Inch Version**

Inner Width	Outer Width	Radius	Curve Height H	Curve Length K	Weight
0.98 in	1.41 in	1.50 in	3.94 in	7.28 in	0.27 lbs/ft

Operating Space: H + .79" @ .68 lbs/ft





For new applications, we recommend the New Series 15 "Zipper"



4 Widths  
7 Bending Radii



Interior separation possible



2 options for mounting brackets



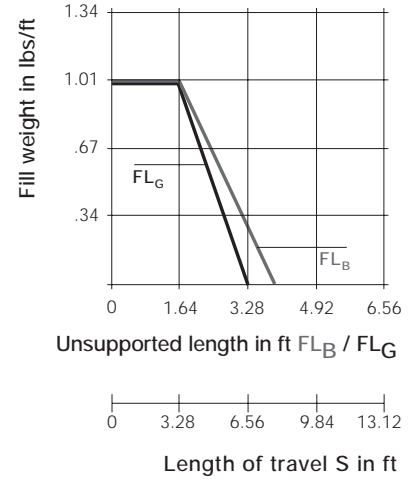
Mounting bracket with or without strain relief tiewrap plates



**Quicksnap:** the complete unit, detachable by hand  
Call for availability

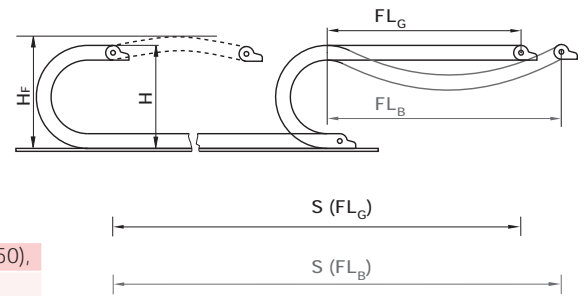


**Quickfix:** mounting bracket with pin  
Call for availability



Unsupported length

- FL<sub>B</sub> = unsupported with permitted sag
- FL<sub>G</sub> = unsupported with straight upper run



**Product Range:**

Inner Widths (Bi) inches (mm):	.59 (15), .98 (25), 1.50 (38), 1.97 (50),
Bending Radii (R) inches (mm):	1.50 (038), 1.89 (048), 2.95 (075),
	4.33 (110), 5.70 (145), 7.09 (180)
Pitch:	1.20 (30.5 mm)/link
	10.06 links/ft (33 links/m)

The inner widths 63, 80, 100, see Page 4.12, New Series 15 "Zipper"



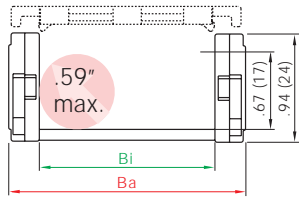
**When to use the Series 15 "Zipper":**

- If extremely quick, zipper-like access to cables is required
- If connection options are required (Quicksnap, Quickfix, etc.)
- If interior separation is required
- If high stability and long service life are required



**When not to use the Series 15 "Zipper":**

- If access to cables via individual links is not required
  - ▶ New Series 10 "mini", Chapter 4
- If torsion occurs
  - ▶ Series E14 "E-Z Chain", Chapter 2
- If the chain must be snap-open along the inner radius
  - ▶ New B15i, Chapter 4



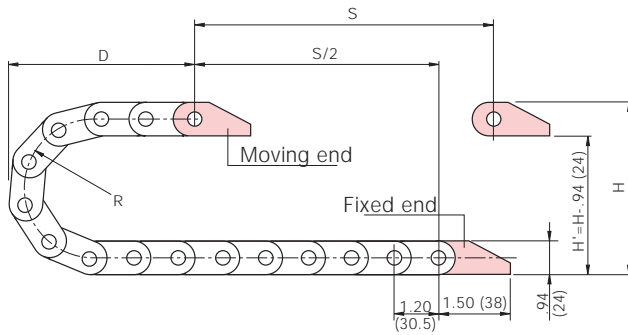
Part No.	Bi	Ba
15-1	.59 (15)	1.02 (26)
15-2	.98 (25)	1.42 (36)
15-3	1.50 (38)	1.93 (49)
15-4	1.97 (50)	2.40 (61)

Bending Radii for ALL Widths

1.50 (038)
1.89 (048)
2.95 (075)
4.33 (110)
5.71 (145)
7.09 (180)

Supplement part number with required radius for example, 15-2-100-0

## Installation Dimensions



R	1.50 (038)	1.89 (048)	2.95 (075)
H'	3.94 (100)	4.72 (120)	6.89 (175)
D	3.15 (80)	3.54 (90)	4.72 (120)
K	7.28 (185)	8.46 (215)	11.81 (300)

R	04.33 (110)	5.71 (145)	7.09 (180)
H'	09.65 (245)	12.40 (315)	15.16 (385)
D	06.10 (155)	7.48 (190)	8.86 (225)
K	016.14 (410)	20.47 (520)	24.80 (630)

\*The required clearance height is  $H_F = H + .79 (20)$  with .67 lbs/ft (1 kg/m) fill weight. Please consult igus® if space is particularly restricted.

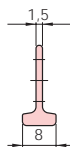
- Pitch: = 1.20 (30.5 mm) per link
- Links per ft (m): = 10.06 (33)
- Chain length: =  $\frac{S}{2} + K$

## Interior Separation

One option is available for the interior separation of the Series 15 "Zipper":

### Vertical separators

These separators are used if only a vertical subdivision is required. A slotted separator is used for this subdivision. This separator can also be used with full-width shelves for a continuous horizontal subdivision.



#### Vertical Separator

Unassembled	Part No. 150
Assembled	Part No. 151



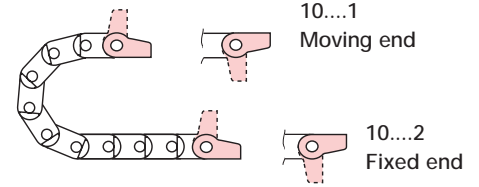
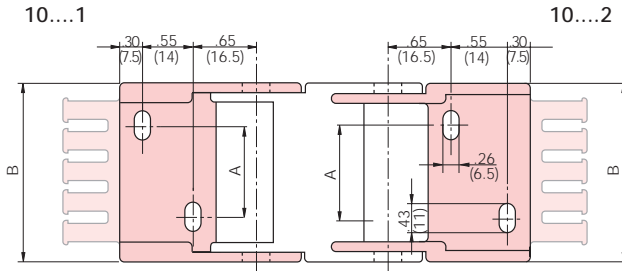
**Mounting Brackets** (3 options for all applications)

**Option 1: polymer, one-piece**

- Mounting bracket with or without pivoting strain relief tiwrap plates



- One-piece, locked mounting bracket
- Corrosion-resistant
- Available pre-assembled
- Inner and outer attachment possible
- Flush mounting
- Integrated strain relief available

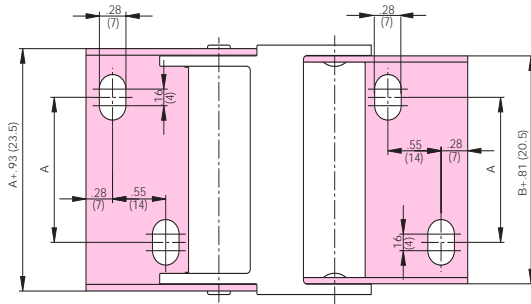


101-12-P(Z) and 104-12-P(Z)

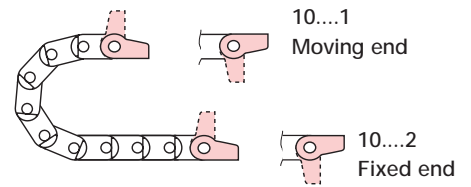
Chain Type	Part No. Full set with Tiewrap Plate	Part No. Mounting Bracket Set	Dimension A in. (mm)
15-1	101-12PZ	101-12P	(0)
15-2	102-12PZ	102-12P	.39 (10)
15-3	103-12PZ	103-12P	.91 (23)
15-4	104-12PZ	104-12P	1.38 (35)

10...12 = Full set, each part with pin/bore  
 10... 1 = Mounting bracket with bore  
 10... 2 = Mounting bracket with pin

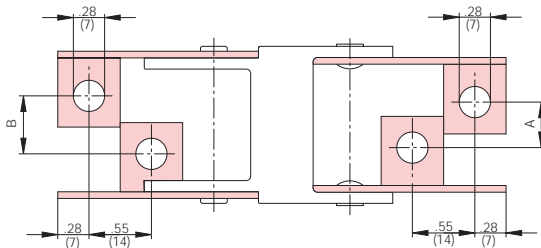
**Option 2: steel, one-piece**



- One-piece, locked mounting bracket
- Available pre-assembled
- Inner and outer attachment possible



**Option 3: steel, two-piece**



- 1 set, suitable for all widths

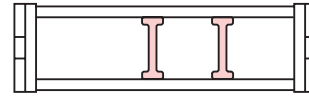
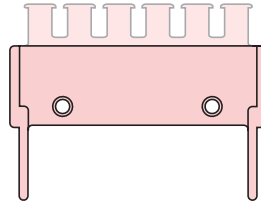
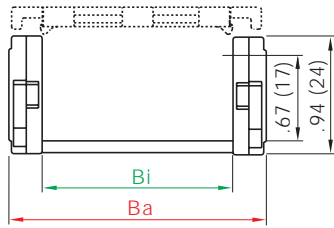
Chain Type	Part No. Set One-Piece	Part No. Set Two-Piece	Dimension A in. (mm)	Dimensions B in. (mm)
15-1	101-12	100-12	(0)	.12 (3)
15-2	102-12	100-12	.39 (10)	.51 (13)
15-3	103-12	100-12	.91 (23)	1.02 (26)
15-4	104-12	100-12	1.38 (35)	1.50 (38)

10...12 = Full set, each part with pin/bore  
 10... 1 = Mounting bracket with bore  
 10... 2 = Mounting bracket with pin

# Order Example and Technical Data: Series 15 "Zipper"

## Order example

15-15...



### 1. Chain selection:

**15-2-038-0**


### 2. Mounting brackets:

**102-12PZ**


### 3. Interior separation:

2 separators unassembled

(Part No. 150),

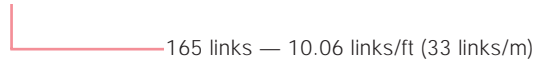
or assembled every other link

(Part No. 151).

 Alternative interior separation configuration  
 according to design layout possible.

For 16.4 ft (5 m) chain, color black, with mounting brackets:

16.4 ft (5 m) 15-2-038-0 and 102-12PZ



## Technical data

Chain Type	Weight Per Link		Weight Per Meter	
	(oz.)	(g)	(lbs)	(kg)
15-1	.35	(≈ 10)	.24	(≈ 0.35)
15-2	.42	(≈ 12)	.27	(≈ 0.40)
15-3	.49	(≈ 14)	.31	(≈ 0.46)
15-4	.56	(≈ 16)	.35	(≈ 0.52)

Material	igumid G
Permitted temperature	-40°F/266°F (-40°C/+130°C)
Gliding speed max.	9.8 ft/s (3 m/s)
Unsupported v max.	32.8 ft/s (10 m/s)
Flammability class	VDE 0304 IIC UL94 HB

