

NOTES:

- MATERIALS AND FINISHES (PLATING THICKNESS IN MICROINCHES):
 BODY & COUPLING NUT - BeCu, GOLD PLATING (50 MIN THICK)
 BUSHING, BRAID CLAMP & CLAMP NUT - BRASS, GOLD PLATING (50 MIN THICK)
 FRONT & REAR INSULATOR - PTFE
 GASKETS - SILICONE RUBBER
 RETAINING RING - BeCu
 CONTACT - BeCu, GOLD PLATING (50 MIN THICK)

- ELECTRICAL:
 A. IMPEDANCE: 50 OHM

- MECHANICAL:
 A. TEMPERATURE RANGE: -65° C TO +165° C

- PACKAGING:
 A. QUANTITY: SINGLE PACK
 B. MARKING: BAG TO BE MARKED
 "AMPHENOL, 901-128-11, AND DATE CODE"

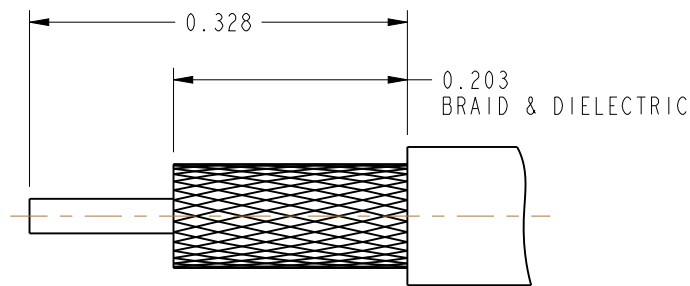
5 SHOWS CABLE ENTRY DIMENSIONS

- ASSEMBLY INSTRUCTIONS
 A. CUT JACKET TO DIMENSION SHOWN.
 B. COMB OUT BRAID AND FOLD OUT.
 C. PULL BRAID WIRES FORWARD AND TAPER TOWARD CENTER CONDUCTOR. PLACE CLAMP NUT ASSEMBLY OVER BRAID AND PUSH BACK AGAINST CABLE JACKET. FOLD BACK BRAID WIRES, TRIM AS NECESSARY SO THAT WIRES DO NOT TOUCH SHOULDER OF GASKET.
 D. SCREW TRIM TOOL 901-G ONTO CLAMP NUT ASSEMBLY. TIGHTEN NUT LIGHTLY. DO NOT DAMAGE GASKET. USING RAZOR BLADE, REMOVE EXPOSED DIELECTRIC. CUT MUST BE SQUARE. DO NOT NICK CENTER CONDUCTOR.
 E. REMOVE DIELECTRIC TRIM TOOL AND CLEAN ALL SURFACES THOROUGHLY. ASSEMBLE BUSHING ASSEMBLY AND SOLDER CENTER CONTACT TO CABLE.
 F. THREAD CONNECTOR ASSEMBLY ONTO PREPARED CABLE ASSEMBLY. TIGHTEN TO 20-25 IN.-LBS TORQUE.

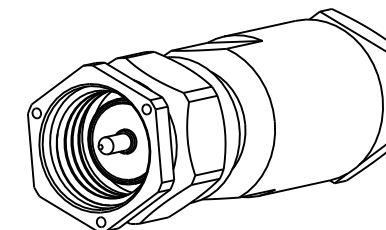
THIRD ANGLE PROJ.

REVISIONS

REV	DESCRIPTION	DATE	ECO	APPR
--	OFFICIAL ENG. RELEASE TO MFG.	-----	-----	
W	REDRAWN IN PROE & ADDED COD	9/20/13	49679	KR

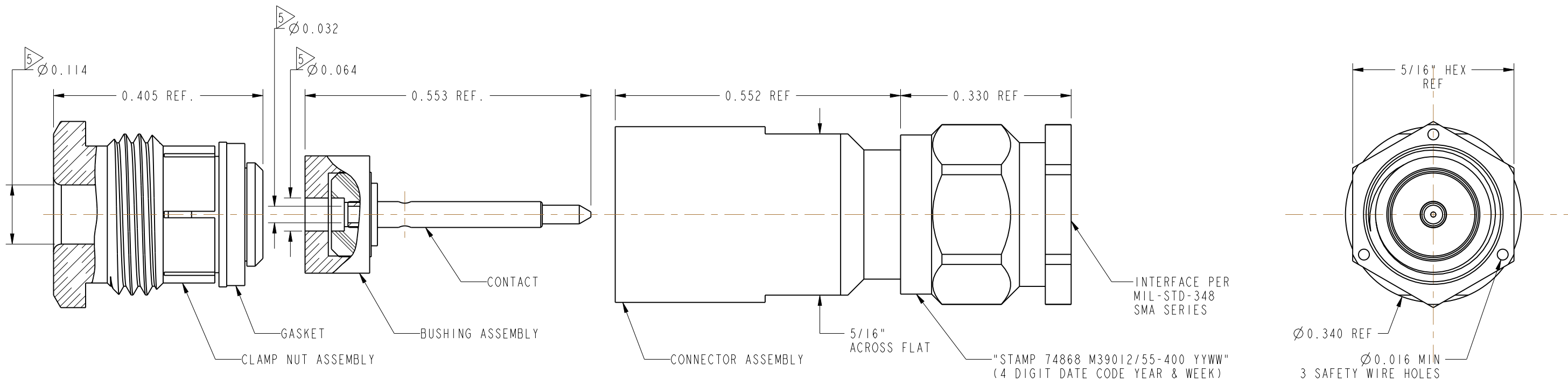


RECOMMENDED CABLE STRIPPING DIMENSIONS



SCALE 2.500

MIL-C-39012 INSPECTION



**THIS CONNECTOR COVERED BY
 U.S. PATENT 3,676,573 & 3,054,981**

CUSTOMER OUTLINE DRAWING
 ALL OTHER SHEETS ARE FOR INTERNAL USE ONLY

UNLESS OTHERWISE SPECIFIED, DIMENSIONS ARE IN INCHES AND TOLERANCES ARE: 2 PLACE DECIMAL 3 PLACE DECIMAL ANGLES ±.015 (0.381 mm) ±.005 (0.127 mm) ± 1°	MATERIAL	DRAWN	DATE	TITLE SMA CLAMP TYPE PLUG WITH CAPTIVE CONTACT FOR RG-174/U, 188/U & 316/U CABLES		Amphenol RF www.amphenolrf.com	
	SEE NOTES	KARTHIK R	09-Aug-13				
NOTICE - These drawings, specifications, or other data (1) are, and remain the property of Amphenol corp. (2) must be returned upon request; and (3) are confidential and not to be disclosed to any person other than those to whom they are given by Amphenol Corp. the furnishing of these drawings, specifications, or other data by Amphenol Corp., or to any other person to anyone for any purpose is not to be regarded by implication or otherwise in any manner licensing, granting rights to permitting such holder or any other person to manufacture, use or sell any product, process or design, patented or otherwise, that may in any way be related to or disclosed by said drawings, specifications, or other data.	REFERENCE	ENGINEER	DATE	DRAWING NO. 901-128-11 ITEM NO. 901-128-11		PART NO. 901-128-11	
	EPA 302202-51 DOR 308033-51 MIL-C-39012/55-4007	JAH	24-Jul-70				
	FINISH	APPROVED	DATE	SCALE: 5.0:1.0 SHEET 2 OF 2			
		K. CAPOZZI	9/20/13	DWG SIZE	REV		
				B	W		