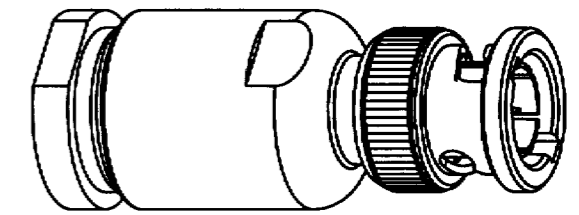


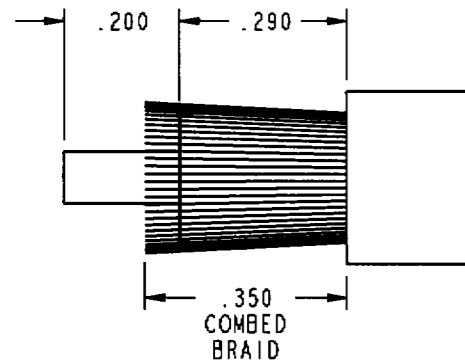
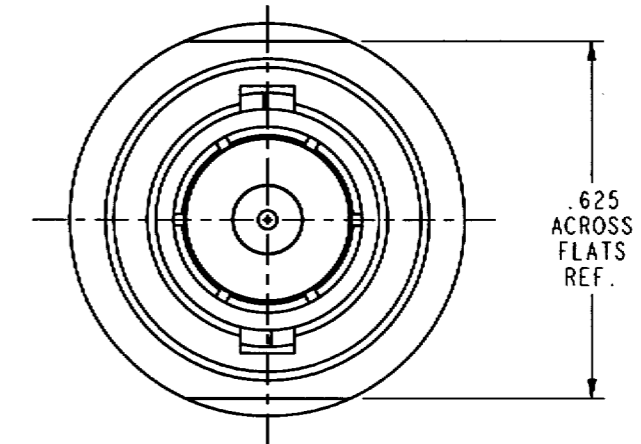
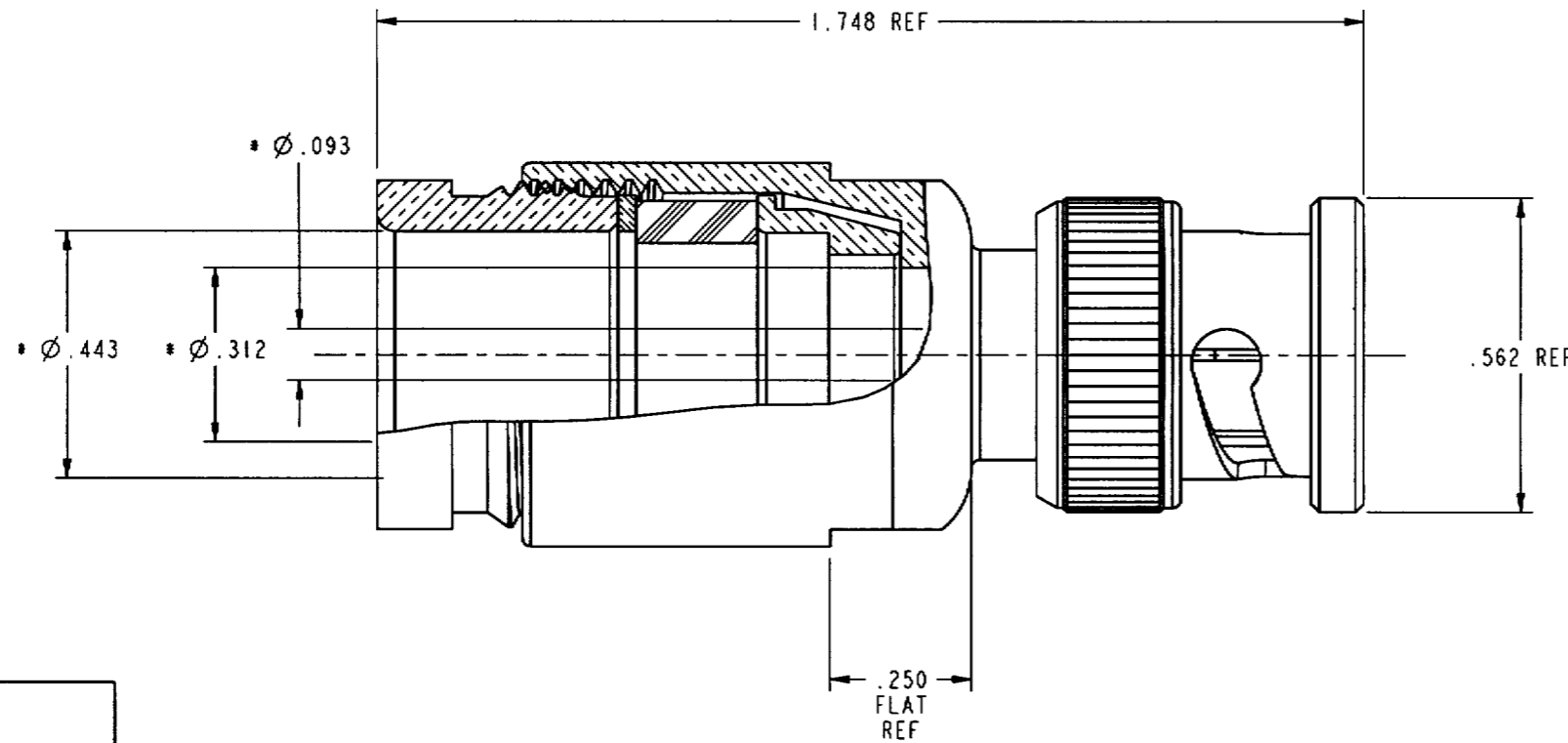
NOTES:

- MATERIALS OF CONSTRUCTION:
 CLAMP NUT, BRAID CLAMP, BODY, RING, WAHSHER,
 CLAMP WASHER, COUPLING NUT = BRASS, NICKEL PLATED
 MALE CONTACT = BRASS, SILVER PLATED
 INSULATOR = PTFE
 GASKET = SILICONE RUBBER, COLOR OFF WHITE
 GASKET = SILICONE RUBBER, COLOR RED
 SPRING WASHER = BeCu, NICKEL PLATED
- CUSTOMER NOTE: WHEN SOLDERING CONTACT TO CABLE, SOFT SOLDER PER
 QQ-S-571 Sn60 IS RECOMMENDED.
- ASTERISK (*) INDICATES CABLE ENTRY DIMENSIONS.

6775-75		REVISIONS			
DRAWING NO.	REV	DESCRIPTION	DATE	ECO	APPR
THIRD ANGLE PROJ.	--	RELEASE TO MFG.			
	C	SEE SHEET 1	11/1/00	43544	CPM



SCALE 1.500



RECOMMENDED CABLE STRIPPING DIMENSIONS
SCALE 3.000

CUSTOMER OUTLINE DRAWING
FOR REFERENCE ONLY

UNLESS OTHERWISE SPECIFIED, DIMENSIONS ARE IN INCHES AND TOLERANCES ARE: 2 PLACE DECIMAL 3 PLACE DECIMAL ANGLES ±.015 (0,381 mm) ±.005 (0,127 mm) ± 1°	MATERIAL	DRAWN C. McGRATH	DATE 27-Oct-00	TITLE BNC PLUG 75 OHM FOR RG11/U	Amphenol Amphenol Corporation Communication and Network Products Division Danbury, CT U.S.A. 06810
	REFERENCE EAR 963932-0 GEN# ASSYM7_BNC75	ENGINEER O. BARTHELMES	DATE 27-Oct-00		
NOTICE - These drawings, specifications, or other data (1) are, and remain the property of Amphenol Corp. (2) must be returned upon request; and (3) are confidential and not to be disclosed to any person other than those to whom they are given by Amphenol Corp. The furnishing of these drawings, specifications, or other data by Amphenol Corp., or to any other person to anyone for any purpose is not to be regarded by implication or otherwise in any manner licensing, granting rights or permitting such holder or any other person to manufacture, use or sell any product, process or design, patented or otherwise, that may in any way be related to or disclosed by said drawings, specifications, or other data.		CAD FILE I:\BNC_75\6775-75	CODE ID 74868	DWG SIZE B	DRAWING NO. 6775-75
					REV C