

DTX Patch Cord Test Adapter Series

Fluke Networks' DTX Patch Cord Test Adapter Series gives you a simple, cost-effective way to quickly verify whether a patch cord meets industry performance specifications:

- Certify patch and equipment cords quickly (6-second Autotest).
- Test efficiently and accurately to Cat 5e, Cat 6, Cat 6_A patch cord test requirements.
- Ensure that patch cord performance meets the performance requirements of the installed links and industry standards.
- Measure all key patch cord test parameters: wire map, length, propagation delay, delay skew, NEXT, resistance, and return loss.
- Put your trust in the tester that industry experts own.

Test the weakest link – quickly, easily, and cost-effectively

Strict new requirements and the high data-rate demands of applications now running on Cat 5e/Class D, to Cat 6/Class E and Cat 6A /Class E_A cabling systems make testing and certification for patch cord performance more critical than ever. Now it's easy to do – with the DTX Patch Cord Test Adapter Series from Fluke Networks. Simply plug the rugged, compact adapters into your DTX Cable Analyzer, and you've got the high-speed, fully-automated tester you need to ensure that your cords meet patchcord test requirements: bit errors rates, increase channel throughput, improve systems performance margins and reduce network downtime.



Maximize network performance with patch cords that meet industry standards

Patch cords are a common, but often overlooked drag on network performance. From the start, not all of them are created equal; performance of new patch cords is inconsistent. Most cords are only tested for wire map, not performance – in spite of what may be indicated on the jacket. Channel certification shows the performance of the completed end-to-end link including equipment and work area patch cords. Permanent Link certification shows the true performance of the installed link without the cords. This is very common because it's the most practical and accurate way to certify new cabling links, but it is dependent on compliant patch cords. Patch Cord certification can quickly determine whether a patch cord meets industry performance specifications. When non-compliant cords are used, they can cause intermittent failures that can result in network downtime and warranty claims.

Eliminate the risk of using faulty patch cords

As new standards require more sophisticated patch cord testing, simple continuity or wiremap tests don't measure up. With the touch of a key, Fluke Networks' high-speed Patch Cord Test Adapter Series keeps you on top of new technology and industry requirements, making it easy to:

- Quickly verify whether a patch cord is fully compliant with the Cat 6_A performance standards.
- Check legacy patch cords to isolate faulty cords that could be degrading network performance and may contribute to network downtime.
- Test patch cords to make sure you're getting the premium performance you are paying for.
- Reduce the error rate of advanced applications that use multiple-pair transmission schemes and bidirectional communication on the same pair(s).

Get a unique view into patch cord performance with Fluke Networks' DTX Patch Cord Test Adapter Series.



Test patch cords as easily as cabling links

Testing patch cords to component specifications is a very complex process that is typically done by laboratory engineers from the best cabling companies in the world. But it needn't be difficult or time consuming. With the DTX Patch Cord Adapters, you can quickly perform patch cord testing in the field without any special training.

Sophisticated patch cord testing made simple

Having low-performing patch cords on a high-speed network is like putting shopping cart wheels on a racing car you simply can't get the performance you've paid for. Fluke Networks' DTX Patch Cord Test Adapter Series gives you a fast, cost-effective way to verify whether your patch cords meet industry performance specifications and support high-speed network demands.




Measurement accuracy

The DTX is independently verified for Level II, Level III, Level IIIe, Level IV measurement accuracy. That means that it meets the guidelines for testing Category 5e, 6, 6_A patch cords.

Technical Specifications

General Specifications	
The DTX Patch Cord Test Adapter Series is designed to test TIA Category 5e, 6, and ISO/IEC Category 5, 6 and 6 _A patch cords.	
Each Patch Cord Test Adapter set contains two adapters: one to be connected to the main unit, the other to be connected to the remote unit. All patch cord adapters can test unshielded or shielded patch cords.	
Parameters Tested	
Wire map to ensure that the wire pairs are properly connected	
Resistance, propagation delay, length and delay skew	
(One way) near-end crosstalk (NEXT), and (one way) return loss	
Pass/Fail Limits	
The patch cord test database contains pass/fail limits as specified in:	<ul style="list-style-type: none"> • ANSI/TIA-568-C.2 • ISO/IEC 11801:2010
The patch cord test database contains test limits for the following patch cord lengths:	0.5 m, 1 m, 1.5 m, 2 m, 2.5 m, 3 m, 4 m, 5 m, 7.5 m, 10 m, 15 m and 20 m >20m Cat 5e only to support TIA 1005

Ordering Information

Model	Description
 DTX-PC5ES	DTX Series Cat 5e Patch Cord Adapter Set Includes DTX Main adapter (DTX-PC5ES/MN) and DTX Smart Remote Adapter (DTX-PC5ES/SR)
 DTX-PC6S	DTX Series Cat 6 Patch Cord Adapter Set Includes DTX Main adapter (DTX-PC6S/MN) and DTX Smart Remote Adapter (DTX-PC6S/SR)
 DTX-PC6AS	DTX Series Cat 6_A Patch Cord Adapter Set Includes DTX Main adapter (DTX-PC6AS/MN) and DTX Smart Remote Adapter (DTX-PC6AS/SR)
DTX-PCTAC5EKS	Twin pack, replacement jacks for Cat 5e patch cord adapters
DTX-PCTAC6KS	Twin pack, replacement jacks for Cat 6 patch cord adapters
DTX-PCTAC6AKS	Twin pack, replacement jacks for Cat 6 _A patch cord adapters
LinkWare	LinkWare™ Cable Test Management Software Free download at: www.flukenetworks.com/linkware

For more information on the Patch Cord Test Solution from Fluke Networks, visit: www.flukenetworks.com/patchcordtest
 Or call us at 1-800-283-5853.

Fluke Networks
 P.O. Box 777, Everett, WA USA 98206-0777

Fluke Networks operates in more than 50 countries worldwide. To find your local office contact details, go to www.flukenetworks.com/contact.

©2010 Fluke Corporation. All rights reserved.
 Printed in U.S.A. 3/2011 2045450D