

LinkRunner™ Network Multimeter

Frontline PC and network technicians are the first line of defense against problems at the physical and link layers of the network. Typical problems the technician checks for include determining whether the drop is active, whether they can "ping" other network resources, finding any cable problems and tracing the cable path.

Designed for the frontline technician, LinkRunner improves troubleshooting and escalation accuracy by helping to quickly identify if a problem is in the network or the PC NIC. LinkRunner performs essential tests for troubleshooting and solving problems in the physical and link layers, the source of 80% of network problems.

Instant vision into the network drop. That's Network SuperVision.™ That's Fluke Networks' promise to you.

LinkRunner helps you answer questions like:

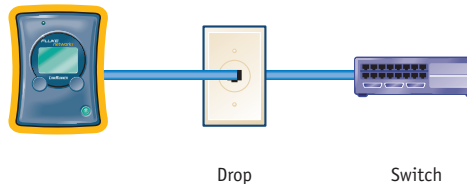
- Is this an active Ethernet port?
- What speed/duplex is the hub/switch/PC NIC configured for?
- Am I seeing traffic from this connection?
- Is the PC NIC okay?
- Where does the cable go?
- Am I connected to the Internet?

Perform the following tests quickly

Link – determine whether the drop is active, identify its speed, duplex capabilities, service type (e.g., Ethernet, Token ring, Telco), and location on a switch (supports Cisco and Extreme Discovery Protocols). Users can then reconfigure these settings on the hub or NIC as needed. Now detects up to Gigabit Ethernet.

Length – determine whether the cable length is within specifications, what type it is (straight or crossover), and whether it has any faults. These tests, which work for both structured and patch cables, eliminate the need for a separate cable tester.


Ping – verify connectivity to key network resources and determine whether a PC NIC is responding.



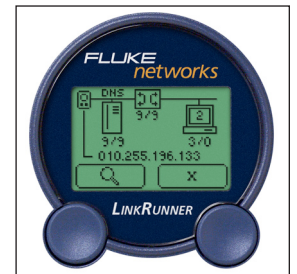
Actual size.



See device capabilities, actual link speed, and utilization levels.



Precisely locate switch ports with Cisco Discovery Protocol.



Ping DNS server or key devices, and observe response time.



Ordering Information

Model Name	Description
LINKRUNNER	LinkRunner Network Multimeter
LINKRUNNER-KIT	LinkRunner extended test (includes LinkRunner and all accessories listed below including custom carrying case)
CIQ-SVC	CableIQ Service Kit (includes CableIQ Qualification Tester with cable ID numbers 1-7, LinkRunner Network Multimeter, and IntelliTone 200 Probe)
CABLE ID KIT	Cable ID Kit (numbers 1-8)
LRUN-WM	Wiremap Adapter
RJ-45 COUPLER	RJ-45 Coupler
MT-8200-53A	IntelliTone 100 Probe
CLIP SET	Clip adapter to test unterminated cables
BATT-AA-NIMH	NiMH Battery Pack
NT-BATT-CHG	NiMH Battery Charger
LR-CASE	Custom Carrying Case for LinkRunner Extended Test Kit
PC-INSP	PC Inspector

Specifications

Media access	10BASE-T and 100BASE-TX
Identifies	10BASE-T, 100BASE-TX (full or half-duplex), Gigabit Ethernet, Token Ring, Telco, Cable ID, un-powered PC or hub, Auto-MDIX ports and Auto-Negotiation or strapped port
Cable tests	Length, open, short, splits, wiremap, crossed, straight through
Ports	RJ-45 LAN, RJ-45 Wiremap
Interface	Push button navigation of icon/menu driven view
Power	2 AA batteries standard. Optional NiMH batteries and battery charger available. Approximately 20 hours continuous use with 4 hours of pinging.
Dimensions	2.75" w x 3.75" h x 1.25" d (6.98cm x 9.52cm x 3.17cm)
Weight	4.5 oz/128 grams with batteries installed
Warranty	One year

FREE belt clip holster when you register your LinkRunner



Visit www.flukenetworks.com/linkrunner and www.flukenetworks.com/keydevice for more information.



LinkRunner Extended Test Kit Includes:

All available accessories and the custom carrying case



CableIQ Service Kit Includes:

All essential cable qualification and network verification tools.

NETWORK SUPERVISION

Fluke Networks
P.O. Box 777, Everett, WA USA 98206-0777

Fluke Networks operates in more than 50 countries worldwide. To find your local office contact details, go to www.flukenetworks.com/contact.

©2005 Fluke Corporation. All rights reserved.
Printed in U.S.A. 4/2006 1995782 D-ENG-N Rev F