

Form 859-030604

Specifications

AC Power - Printed Circuit Package (P & MP Series)

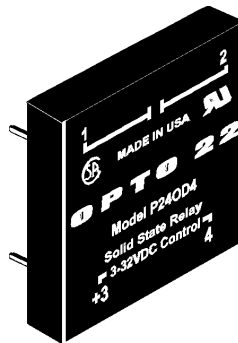
Model Number	Nominal AC Line Voltage	Nominal Current Rating Amps	1 cycle Surge (Amps) Peak	Nominal Signal Input Resistance (Ohms)	Signal Pick-up Voltage	Signal Drop-out Voltage	Peak Repetitive Voltage Maximum	Maximum Output Voltage Drop	Off-State Leakage mA Maximum	Operating Voltage Range (Volts AC)	Pt Rating $t=3.3$ (ms)	Isolation Voltage	θ_{jc}^* °C/Watt	Dissipation Watts/Amp
MP120D2 or P120D2	120	2	20	1000	3VDC*** (32V allowed)	1 VDC	600	1.6 volts	5 mA	12-140	2	4,000 VRMS	20	1.2
MP120D4 or P120D4	120	4	85	1000	3VDC*** (32V allowed)	1 VDC	600	1.6 volts	5 mA	12-140	30	4,000 VRMS	6.5	1.2
MP240D2 or P240D2	240	2	20	1000	3VDC*** (32V allowed)	1 VDC	600	1.6 volts	5 mA	24-280	2	4,000 VRMS	20	1.2
MP240D4 or P240D4	240	4	85	1000	3VDC*** (32V allowed)	1 VDC	600	1.6 volts	5 mA	24-280	30	4,000 VRMS	6.5	1.2
MP380D4	380	4	85	1000	3VDC*** (32V allowed)	1 VDC	800	1.6 volts	5 mA	24-420	30	4,000 VRMS	6.5	1.2

Notes: θ_{jc}^* = Thermal resistance junction to base. Maximum junction temperature is 110°C.
 * (operates at 400 Hz with 6 times the offstate leakage)


Surge Current Data

Time Second	Time* (Cycles)	Peak Amps	Peak Amps
0.017	1	20	85
0.050	3	18	66
0.100	6	15	53
0.200	12	11	45
0.500	30	9	37
1	60	8.5	31
2	120	8	28
3	180	7.5	27
4	240	7	26
5	300	6.5	25
10	600	6	24

Note: *60 Hz

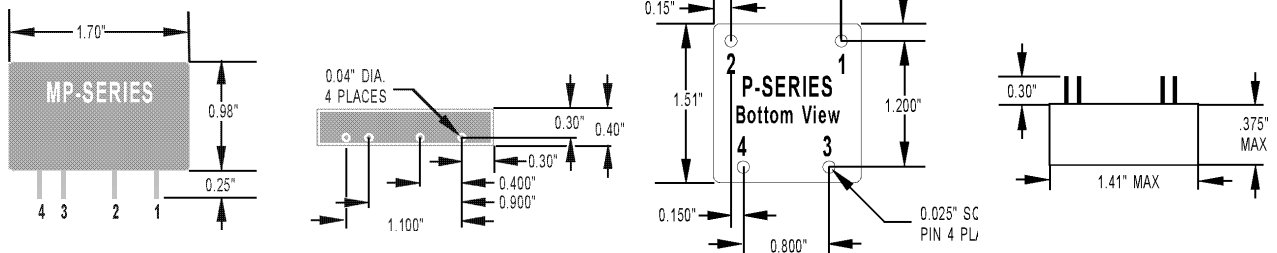


Model P240D4



Model MP240D4

Dimensional Drawings

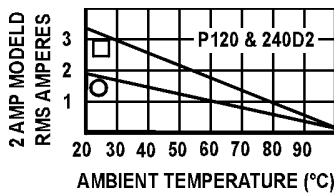
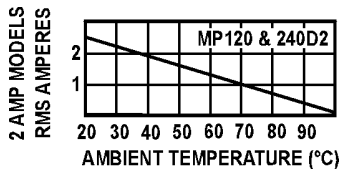


Form 859-030604

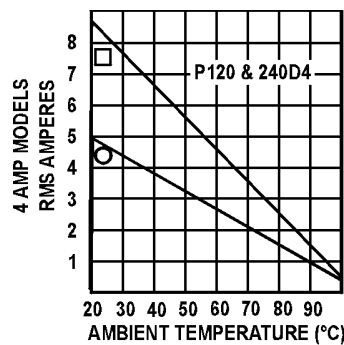
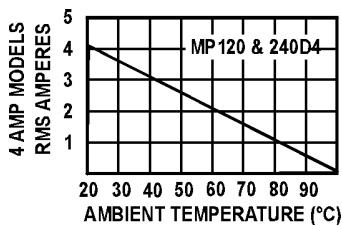
Specifications

AC Power - Printed Circuit Package (P & MP Series)

Thermal Ratings



- FREE AIR
- MOUNTED ON
6" X 6" PLATE (2° C/WATT)



- FREE AIR
- MOUNTED ON
6" X 6" PLATE (2° C/WATT)

Surge Current Data

Time Second	Time* (Cycles)	Peak Amps	Peak Amps
0.017	1	20	85
0.050	3	18	66
0.100	6	15	53
0.200	12	11	45
0.500	30	9	37
1	60	8.5	31
2	120	8	28
3	180	7.5	27
4	240	7	26
5	300	6.5	25
10	600	6	24

Note: *60 Hz