


R

Male/Female module with solder tabs and no connection between ground terminals.

Part Number	PDF Drawing	Description	Terminals	Figure
773W-X2/01*		Universal/Snap-in	Solder Tab	R

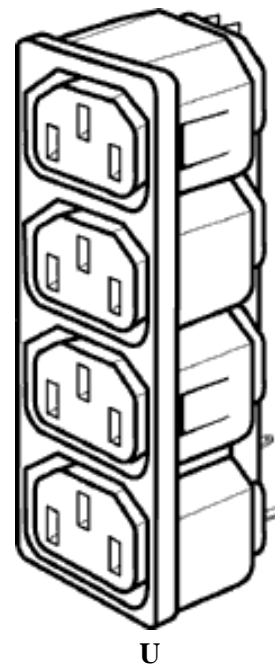
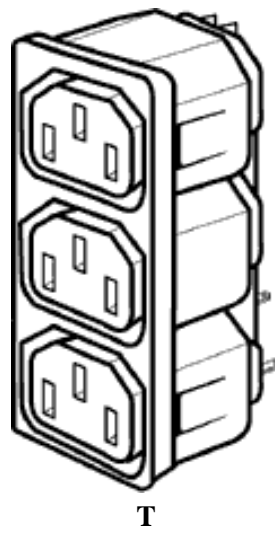
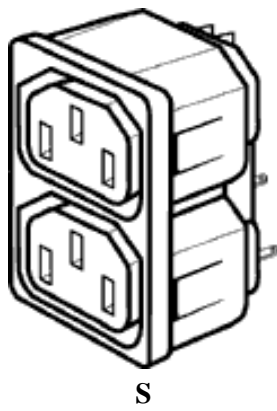
\*Universal snap-in feature to fit 0.8 mm - 2.0 mm panel thickness

**QUALTEK ELECTRONICS**




**Multiple Outlet Module IEC 320 - C13**

Max Rating: 10A/250VAC





Two, three and four position snap-in type multiple outlets with solder tabs

Part Number	PDF Drawings	Description	Terminals	Figure
742W-15/03		2 Position Outlet	Solder Tab	S
742W-15/12		3 Position Outlet	Solder Tab	T
742W-15/19		4 Position Outlet	Solder Tab	U

\*Panel thickness 1.5 mm (1.0, 2.0, and 2.5 are also available)

Quick disconnect tabs available upon request

 [Home](#) /  [Products](#) /  [Literature Request](#) /  [What's NEW](#)

**Qualtek Electronics . . . . *Design Solutions for Global Demands***

7675 Jenther Drive ■ Mentor, Ohio 44060 ■ (888) 258-3468 ■ (440) 951-3300 ■ FAX: (440) 951-7252

E-Mail [mailbox@qualtekusa.com](mailto:mailbox@qualtekusa.com) ■ Web: [www.qualtekusa.com](http://www.qualtekusa.com)

Copyright © 2006 Qualtek Electronics Corporation. All rights reserved.

Updated: May, 2006