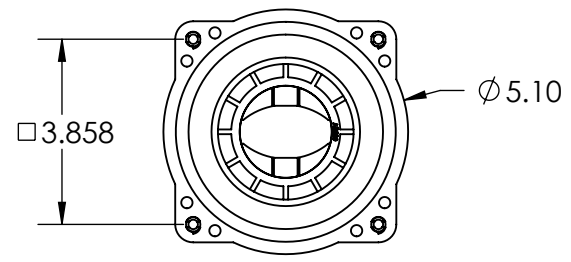
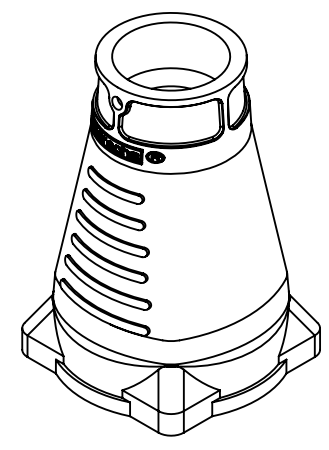
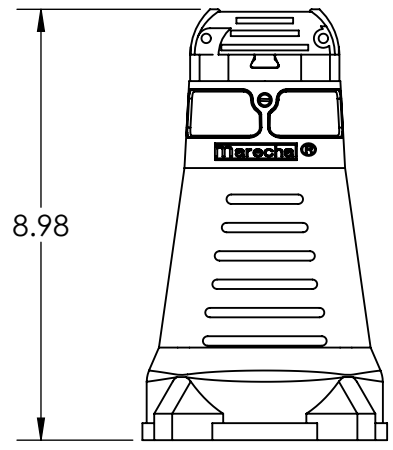
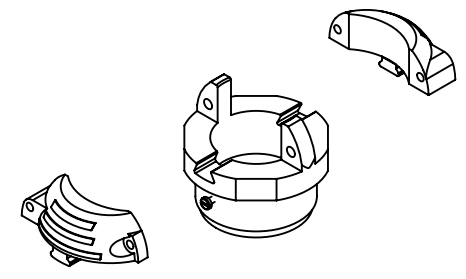
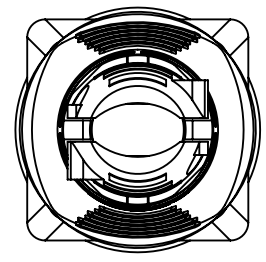


This drawing is the property of MELTRIC Corporation, Franklin (Milwaukee), Wisconsin, USA. Any unauthorized copying of this drawing by any means, ENG/RD/06 REV: 20 ISSUED DATE: 1/15/11 or disclosure of its contents to any person not authorized by MELTRIC Corporation or its agents to receive it, is strictly prohibited.

G F E D C B A



PART NUMBER	CABLE RANGE
556POD35	1.00-1.375"
556POD45	1.375-1.750"
556POD49	1.750-1.930"

TOLERANCES UNLESS OTHERWISE SPECIFIED		MELTRIC A COMPANY OF MARÉCHAL ÉLECTRIC	
MACHINED SURFACES $\sqrt[125]{\text{MAX}}$ GROUND SURFACES $\sqrt[32]{\text{MAX}}$ ANGLE TOLERANCE $\pm 1^\circ$ REMOVE BURRS & SHARP EDGES TO .015 MAX. DIMENSIONS SHOWN IN OVALS ARE INSPECTION DIMENSIONS.	ENGLISH 0.X ± 0.05 0.XX ± 0.01 0.XXX ± 0.005	DRAWN: _____ APPROVED: _____ DATE: _____	DRAWING TITLE: SIZE 6 SANTOPRENE HANDLE MATERIAL: SANTOPRENE
		SCALE: NTS PART NUMBER: 556PODxx	REVISION: _____
		SHEET: 1 OF 1	