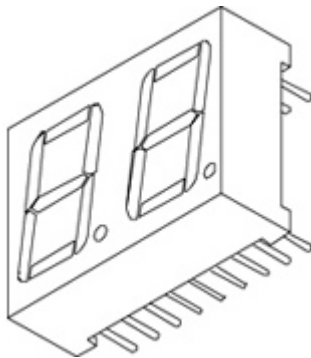




We Tame Photons to Work for You!



Products > LED Displays > Thru-Hole > Numeric > Dual Digit > Standard > .56" > Rounded Segments



### Features / Options

- ▶ Standard and high brightness chips
- ▶ Intensity grading available
- ▶ Custom Sizes at minimal tooling
- ▶ Face and segment off colors in grey and milky white
- ▶ Standard and High Brightness Chips
- ▶ Intensity Grading Available
- ▶ Custom Sizes Available
- ▶ Face and segment off colors in gray and milky white

### Applications / Uses

- ▶ Instrument Panels
- ▶ Medical Diagnostics
- ▶ Test Equipment
- ▶ Control Panels

Part Number:	Wavelength	Intensity mcd @ 10mA	Color	Common Pin	Face	Segment		
LDD-A512RI	565	3500	Green	(+)	Grey	White		—
LDD-A512RI-SUG	574	7000	Green	(+)	Grey	White		—
LDD-A513RI	585	3500	Yellow	(+)	Grey	White		—
LDD-A514RI	625	4000	Red	(+)	Grey	White		—
LDD-A514RI-SI	636	15000	Red	(+)	Grey	White		—
LDD-A516RI	660	12000	Unable to look up Color	(+)	Grey	White		—
LDD-A517RI-USB	470	6000	Blue	(+)	Grey	White		—
LDD-C512RI	565	3500	Green	(-)	Grey	White		—
LDD-C512RI-SUG	574	7000	Green	(-)	Grey	White		—
LDD-C513RI	585	3500	Yellow	(-)	Grey	White		—

DATE	REVISIONS	REV
4-22-98	E.C.N. #10BRDR. & REDRAWN./	A

DRAWING NUMBER	REV
LDD-C513RI	A

UNCONTROLLED DOCUMENT

ELECTRO-OPTICAL CHARACTERISTICS  $T_A=25^{\circ}\text{C}$   $I_f=10\text{mA}$

PARAMETER	MIN	TYP	MAX	UNITS	TEST COND
PEAK WAVELENGTH		585 (YELLOW)		nm	
FORWARD VOLTAGE		2.1	2.5	$V_f$	
REVERSE VOLTAGE	5.0			$V_r$	$I_r=100\mu\text{A}$
AXIAL INTENSITY		3900		$\mu\text{cd}$	$I_f=10\text{mA}$
EMITTED COLOR:	YELLOW				
FONT COLOR:	GREY				
SEGMENT COLOR:	MILKY WHITE DIFFUSED				

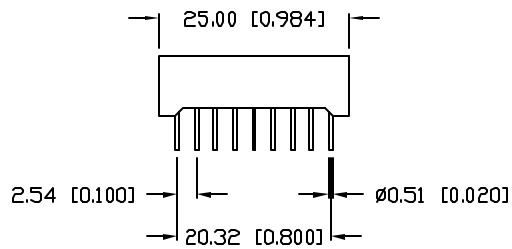
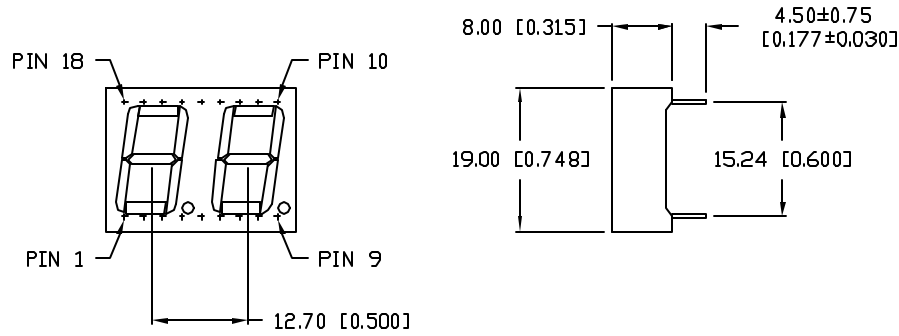
LIMITS OF SAFE OPERATION AT 25°C PER CHIP

PARAMETER	MAX	UNITS
PEAK FORWARD CURRENT*	150	mA
STEADY CURRENT	30	mA
POWER DISSIPATION	105	mW
DERATE FROM 25°C	-1.2	mW/°C
OPERATING, STORAGE TEMP.	-40 TO +85	°C
SOLDERING TEMP.	+260	°C
2.0mm FROM BODY		3 SEC. MAX

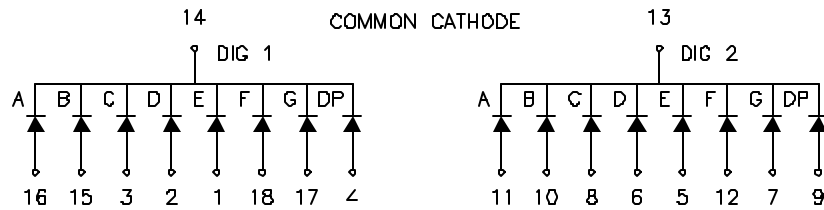
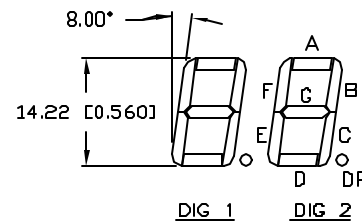
\*  $t < 10\mu\text{s}$

RELIABILITY NOTE

OUR MANY YEARS OF EXPERIENCE DATA ACCUMULATION INDICATE THAT SOLDER HEAT IS A MAJOR CAUSE OF EARLY AND FUTURE FAILURE. PLEASE PAY ATTENTION TO YOUR SOLDERING PROCESS.



DIGIT DETAIL



UNCONTROLLED DOCUMENT

UNLESS OTHERWISE SPECIFIED TOLERANCE IS  $\pm 0.25\text{mm}$  ( $\pm 0.010''$ )

DW

**LUMEX**  
INCORPORATED

CONFIDENTIAL INFORMATION  
THE INFORMATION CONTAINED IN THIS DOCUMENT IS THE PROPERTY OF LUMEX INCORPORATED. EXCEPT AS SPECIFICALLY AUTHORIZED IN WRITING BY LUMEX INCORPORATED, THE HOLDER OF THIS DOCUMENT SHALL KEEP ALL INFORMATION CONTAINED HEREIN CONFIDENTIAL AND SHALL PROTECT SAME IN WHOLE OR IN PART FROM DISCLOSURE AND DISSEMINATION TO ALL THIRD PARTIES.

DATE: 1-16-97	DWN:	CHK'D:	APPD:
SCALE: N/A			

0.56" DUAL DIGIT, SEVEN SEGMENT DISPLAY, 585nm YELLOW, GREY FONT/WHITE SEGMENTS, COMMON CATHODE.

PAGE 1 OF 1	DRAWING NUMBER LDD-C513RI	REV A
-------------	------------------------------	----------