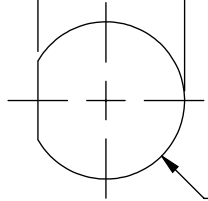


THE INFORMATION CONTAINED IN THIS DRAWING IS THE SOLE PROPERTY OF L-COM, INC. ANY REPRODUCTION IN PART OR WHOLE WITHOUT THE WRITTEN PERMISSION OF L-COM, INC. IS PROHIBITED.

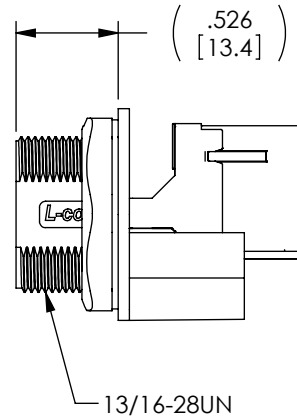
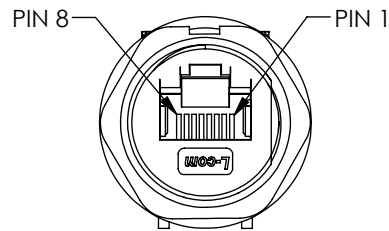
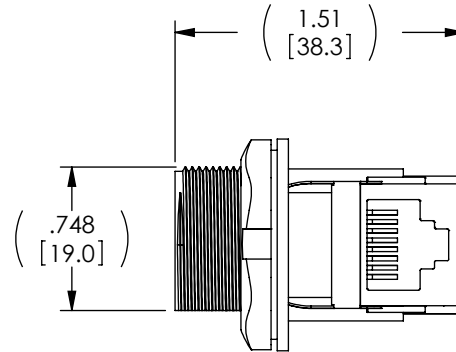
REVISIONS			
REV	DESCRIPTION	DATE	APPROVED
A	INITIAL RELEASE	3/30/10	D.GRIFFIN

.764±.004
[19.4±0.1]



Ø.819±.004
[20.8±0.1]

RECOMMENDED
PANEL CUTOUT



NOTES:

1. MATERIAL:

NUT: NYLON, GLASS FILLED BLACK
GASKET: EPDM, BLACK
HOUSING: NYLON, GLASS FILLED, BLACK.

2. MISCELLANEOUS:

INGRESS PROTECTION RATING: IP67.
FOR PANEL THICKNESS MAX: .110" [2.8mm].
USE WITH WATERPROOF CAP OR DUST CAP FOR PANEL THICKNESS: .063" [1.6mm].
COMPONENT SHALL BE TESTED FOR CONTINUITY.
COMPONENT ASSEMBLY SHALL BE INDIVIDUALLY PACKAGED IN ACCORDANCE WITH L-COM SPEC. PS-0031

<p>UNLESS OTHERWISE SPECIFIED, DIMENSIONS ARE IN INCHES [mm]</p> <p>OVERALL CABLE LENGTH TOLERANCE: ≤12 [305] = +1 [25] / -0 >12 [305] ≤60 [1524] = +2 [51] / -0 >60 [1524] ≤120 [3048] = +4 [102] / -0 >120 [3048] ≤300 [7620] = +6 [152] / -0 >300 [7620] = +3% / -0%</p> <p>ALL OTHER DIMENSIONAL TOLERANCES: .X = ±.2 .XX = ±.02 .XXX = ±.005</p> <p>PROJECTION</p>	APPROVALS	DATE	<p>45 BEECHWOOD DRIVE NORTH ANDOVER, MA 01845</p>	
	DRAWN BY D. CASTRO	3/25/10		
	CHECKED BY D. PARHAM	3/29/10	CATEGORY	
	APPROVED BY P. MCNEIL	3/29/10	MODULAR	
CONFIGURATION DETAILS OF UNDIMENSIONED FEATURES MAY VARY			PRODUCT DESCRIPTION	
COLOR VARIATIONS MAY OCCUR			P67 RJ45 RT ANGLE FEED-THRU SHIELDED	
SIZE A		FSCM NO. 43321	DWG. NO. WPRJ-FTRACAT5E	REV. A
SCALE: NONE		CAD FILE: WPRJ-FTRACAT5E.SLDDRW		SHEET 1 OF 1