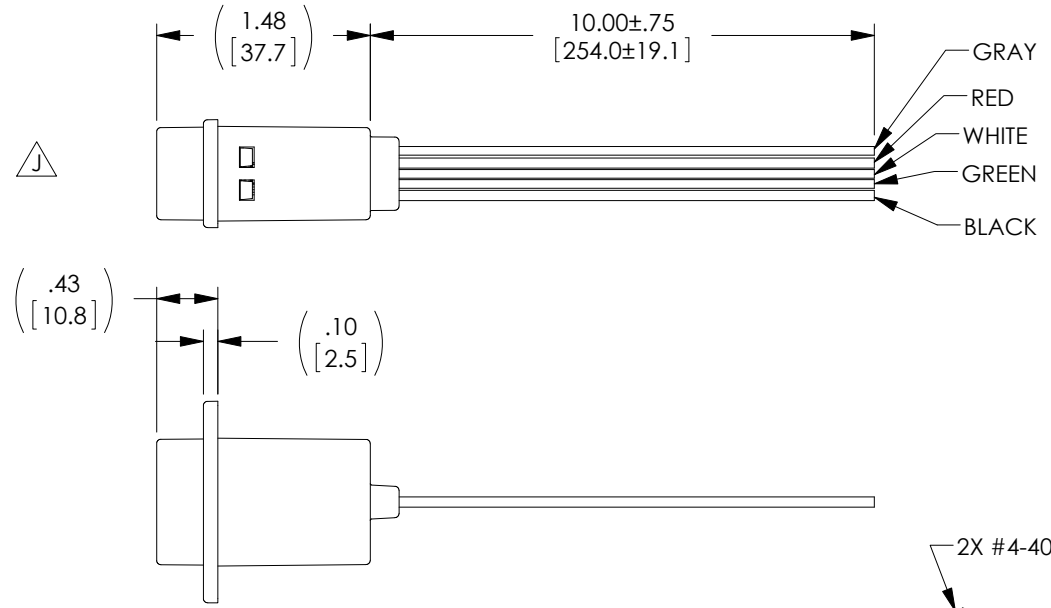
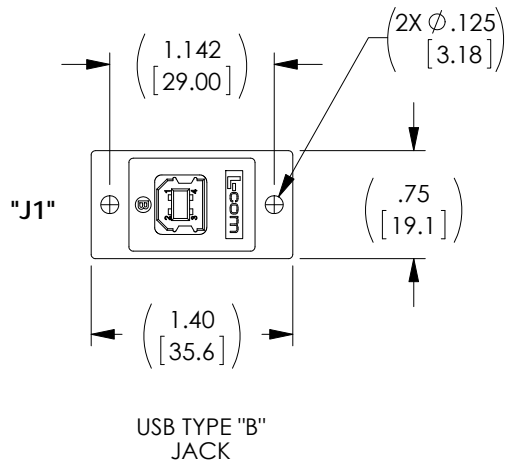


THE INFORMATION CONTAINED IN THIS DRAWING IS THE SOLE PROPERTY OF L-COM, INC. ANY REPRODUCTION IN PART OR WHOLE WITHOUT THE WRITTEN PERMISSION OF L-COM, INC. IS PROHIBITED.

RoHS Compliant ✓

REVISIONS			
REV	DESCRIPTION	DATE	APPROVED
G	ECN 5200: CN RELEASE	12/9/10	D. CASTRO
H	ECN 5796: REMOVE "SHIELDED DRAIN WIRE" FROM TOP VIEW	10/24/11	D.FRISIELLO
J	ECN 6692: REVISED MODEL TO SNAP-ON COVERS	2/20/13	D.FRISIELLO



NOTES:

MATERIAL:

COUPLER HOUSING: ABS, UL94V-0.
 CONNECTOR INSULATOR: WHITE, PBT WITH GLASS FIBER.
 CONNECTOR CONTACTS: PHOSPHOR BRONZE.
 CONNECTOR SHELL: BRASS.
 PCB: EPOXY GLASS FP-4, 94V-0 FLAMMABILITY RATING.

FINISH:

COUPLER HOUSING: COLOR, IVORY.
 CONNECTOR CONTACTS: GOLD, 30μ INCHES.
 CONNECTOR SHELLS: NICKEL.

ELECTRICAL:

CURRENT RATING: 2 AMP MAX.
 VOLTAGE RATING: 140 VDC.

ENVIRONMENTAL:

OPERATING TEMPERATURE: -20° C TO +80° C.

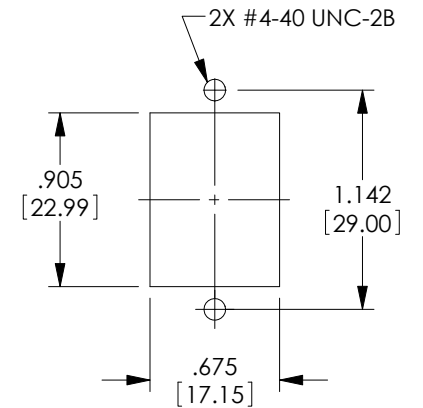
MISCELLANEOUS:

COUPLER SHALL BE TESTED FOR CONTINUITY.
 COUPLER SHALL BE INDIVIDUALLY PACKAGED IN ACCORDANCE WITH L-COM PACKAGING SPEC PS-0031.

WIRING MAP

"J1"

- 1 ○ ——— POWER (RED, 20AWG)
- 2 ○ ——— - DATA (WHITE, 24AWG)
- 3 ○ ——— + DATA (GREEN, 24AWG)
- 4 ○ ——— POWER GND (BLACK, 20AWG)
- GND ○ ——— DRAIN (GRAY, 24AWG)



RECOMMENDED
 PANEL CUT OUT

UNLESS OTHERWISE SPECIFIED, DIMENSIONS ARE IN INCHES [mm] OVERALL CABLE LENGTH TOLERANCE: ≤12 [305] = +1 [25] / -0 >12 [305] ≤60 [1524] = +2 [51] / -0 >60 [1524] ≤120 [3048] = +4 [102] / -0 >120 [3048] ≤300 [7620] = +6 [152] / -0 >300 [7620] = +3% / -0%	APPROVALS	DATE		45 BEECHWOOD DRIVE NORTH ANDOVER, MA 01845
	DRAWN BY C. MCCORMICK	5/4/01		CATEGORY
ALL OTHER DIMENSIONAL TOLERANCES: .X = ± .2 .XX = ± .02 .XXX = ± .005	CHECKED BY D. PARHAM	5/4/01	PRODUCT DESCRIPTION	
PROJECTION	APPROVED BY R. CARRICK	5/4/01	JK PNL MNT USB B, 10" WIRE LDS	
	CONFIGURATION DETAILS OF UNDIMENSIONED FEATURES MAY VARY	COLOR VARIATIONS MAY OCCUR	SIZE A	FSCM NO. 43321
			DWG. NO. ECJ504-UB	REV. J
			SCALE: NONE	CAD FILE: ECJ504-UB.SLDDRW
				SHEET 1 OF 1