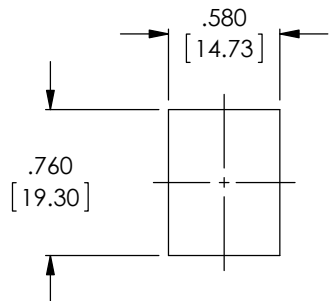

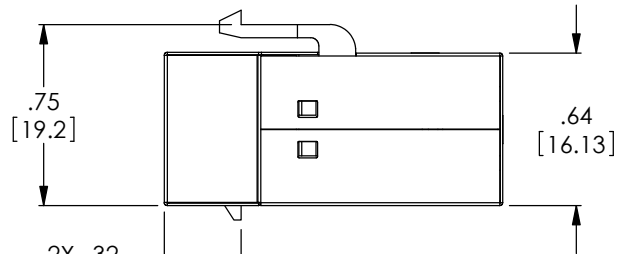
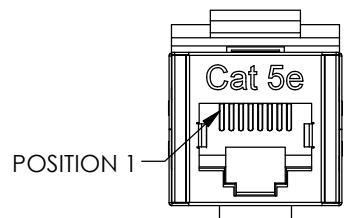
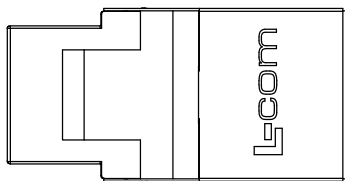
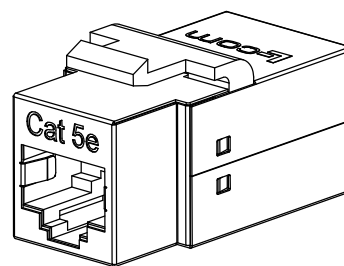
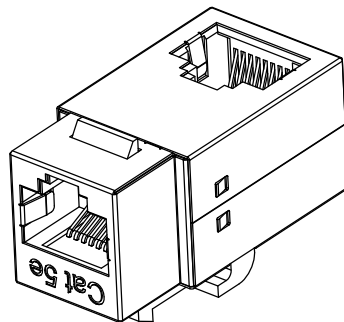
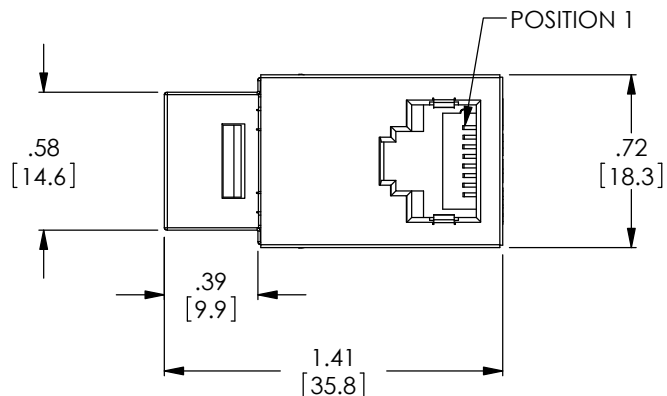


THE INFORMATION CONTAINED IN THIS DRAWING IS THE SOLE PROPERTY OF L-COM, INC.. ANY REPRODUCTION IN PART OR WHOLE WITHOUT THE WRITTEN PERMISSION OF L-COM, INC. IS PROHIBITED.

REVISIONS			
REV	DESCRIPTION	DATE	APPROVED
D	ECN 6881: REVISED PANEL OPENING, UPDATED COMPLIANCE NOTE	6/17/13	D. DESJARDIN



RECOMMENDED
PANEL OPENING



NOTES:

1. RATING: CATEGORY 5E
2. COUPLER IS WIRED STRAIGHT THROUGH
3. JACKS CONFORM TO TIA-1096
4. HOUSING: ABS, UL94V-0 RATED, COLOR: BLACK
5. SHIELDING: NICKEL PLATED
6. CONTACT PLATING: 30μINCHES GOLD

7. COMPONENT SHALL BE INDIVIDUALLY PACKAGED IN ACCORDANCE WITH L-COM SPECIFICATION PS-0031.

8. ALL DIMENSIONS ARE FOR REFERENCE ONLY.

REGULATORY COMPLIANCE:
ROHS, CE

UNLESS OTHERWISE SPECIFIED, DIMENSIONS ARE IN INCHES [mm] OVERALL CABLE LENGTH TOLERANCE: ≤12 [305] = +1 [25] / -0 >12 [305] ≤60 [1524] = +2 [51] / -0 >60 [1524] ≤120 [3048] = +4 [102] / -0 >120 [3048] ≤300 [7620] = +6 [152] / -0 >300 [7620] = +3% / -0% ALL OTHER DIMENSIONAL TOLERANCES: .X = ± .2 .XX = ± .05 .XXX = ± .005 PROJECTION 	APPROVALS	DATE	 45 BEECHWOOD DRIVE NORTH ANDOVER, MA 01845
	DRAWN BY D. PARHAM	12/14/2009	
	CHECKED BY D. CASTRO	12/17/2009	
	APPROVED BY P. MCNEIL	12/17/2009	
CONFIGURATION DETAILS OF UNDIMENSIONED FEATURES MAY VARY			CATEGORY TELECOM / MODULAR
COLOR VARIATIONS MAY OCCUR			PRODUCT DESCRIPTION CPLR RJ45 F-F CAT5E SHIELDED
SIZE A	FSCM NO. 43321	DWG. NO. TDG1026KCS-R5E	REV. D
SCALE: NONE	CAD FILE: TDG1026KCS-R5E.SLDDRW	SHEET 1 OF 1	