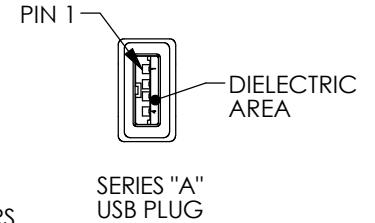
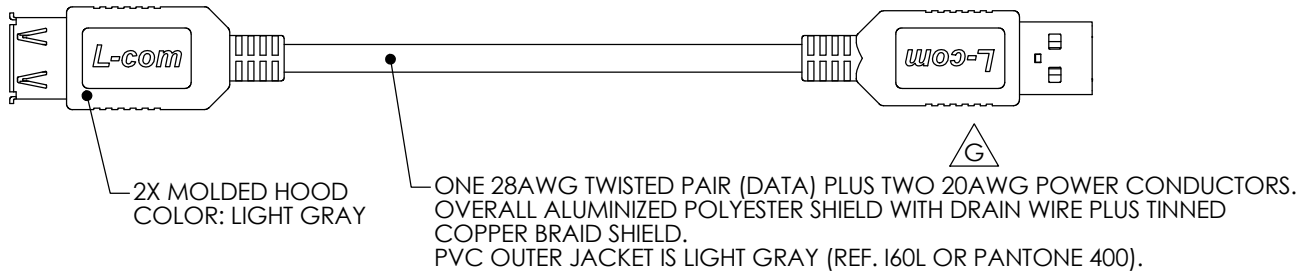
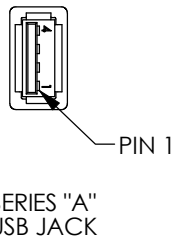

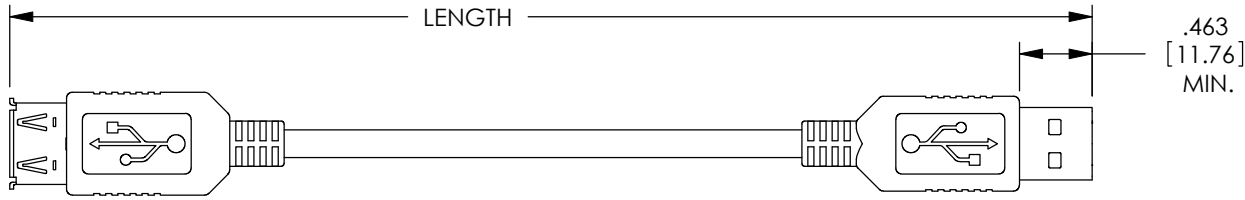


THE INFORMATION CONTAINED IN THIS DRAWING IS THE SOLE PROPERTY OF L-COM, INC. ANY REPRODUCTION IN PART OR WHOLE WITHOUT THE WRITTEN PERMISSION OF L-COM, INC. IS PROHIBITED.

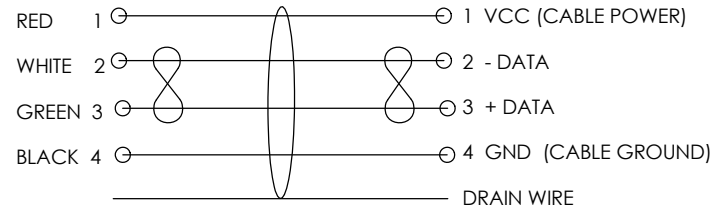
RoHS Compliant ✓

REVISIONS			
REV	DESCRIPTION	DATE	APPROVED
F	ECN 3142: CN RELEASE. REVISE TO HAVE NEW MOLDS	1/7/08	D.FRISIELLO
G	ECN 5868: ADDED LENGTHS, NEW FORMAT, REVISED NOTE 4, ADD NOTE 5	12/2/11	D.FRISIELLO



MODEL NUMBER	LENGTH	
	METERS	FEET
CSMUAX-03M	0.3	.98
CSMUAX-05M	0.5	1.64
CSMUAX-075M	0.75	2.46
CSMUAX-1M	1.0	3.28
CSMUAX-2M	2.0	6.56
CSMUAX-3M	3.0	9.84

WIRING DIAGRAM



NOTES:

1. CABLE ASSEMBLIES MEET USB 2.0 SPECIFICATION.
2. CONTACTS FINISH: 30 MICROINCHES GOLD PLATING OVER NICKEL PLATING.
3. CABLE SHIELD DRAIN WIRE CONNECTED TO THE METAL SHELL OF EACH PLUG.
4. CABLE ASSEMBLY SHALL BE TESTED FOR CONTINUITY.
5. CABLE ASSEMBLY SHALL BE INDIVIDUALLY PACKAGED IN ACCORDANCE WITH L-COM SPECIFICATION PS-0031.

UNLESS OTHERWISE SPECIFIED, DIMENSIONS ARE IN INCHES [mm] OVERALL CABLE LENGTH TOLERANCE: ≤12 [305] = +1 [25] / -0 >12 [305] ≤60 [1524] = +2 [51] / -0 >60 [1524] ≤120 [3048] = +4 [102] / -0 >120 [3048] ≤300 [7620] = +6 [152] / -0 >300 [7620] = +3% / -0%	APPROVALS	DATE		45 BEECHWOOD DRIVE NORTH ANDOVER, MA 01845
	DRAWN BY D.PARHAM	03/08/2002		CATEGORY
ALL OTHER DIMENSIONAL TOLERANCES: .X = ±.2 .XX = ±.02 .XXX = ±.005	CHECKED BY T.CLARK	03/08/2002	PRODUCT DESCRIPTION	
PROJECTION	APPROVED BY R.CARRICK	03/08/2002	USB "A" JACK TO USB "A" PLUG	
	CONFIGURATION DETAILS OF UNDIMENSIONED FEATURES MAY VARY		SIZE	FSCM NO.
	COLOR VARIATIONS MAY OCCUR		A	43321
	REF		DWG. NO.	CSMUAX
			SCALE: NONE	CAD FILE: CSMUAX.SLDDRW
				SHEET 1 OF 1