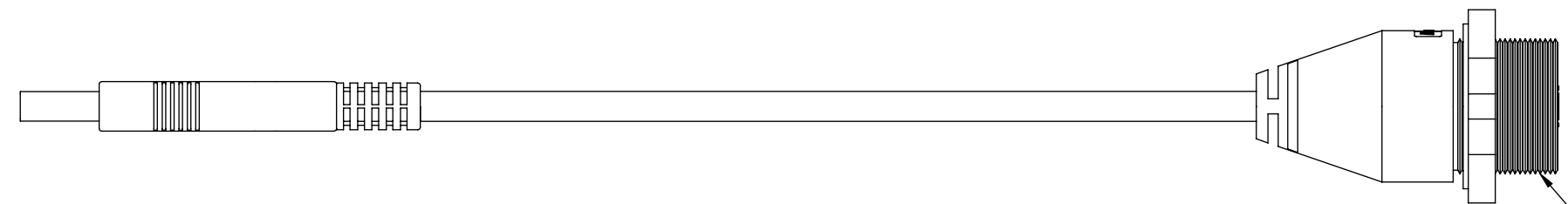
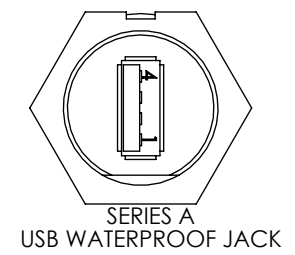



THE INFORMATION CONTAINED IN THIS DRAWING IS THE SOLE PROPERTY OF L-COM, INC. ANY REPRODUCTIONS IN PART OR WHOLE WITHOUT THE WRITTEN PERMISSION OF L-COM, INC. IS PROHIBITED.

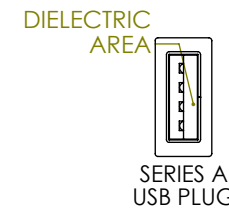
REVISIONS			
REV	DESCRIPTION	DATE	CHANGED BY
D	ECN #1957 CLARIFIED USB ICON TO DIELECTRIC ORIENTATION	01/25/05	MCCORMICK
E	ECN# 2419 ADDED .463" MIN DIMENSION	05/17/06	MCCORMICK
F	ECN3324: CHANGED WATERPROOF PLUG TO WATERPROOF JACK	5/8/08	D. GRIFFIN
G	ECN3378: ADDED 1&3 METER P/N's	06/11/08	D. PARHAM



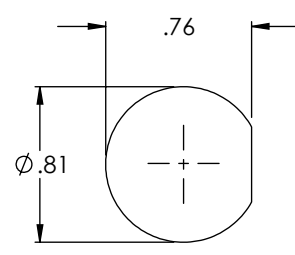
13/16-28 UNF-2A



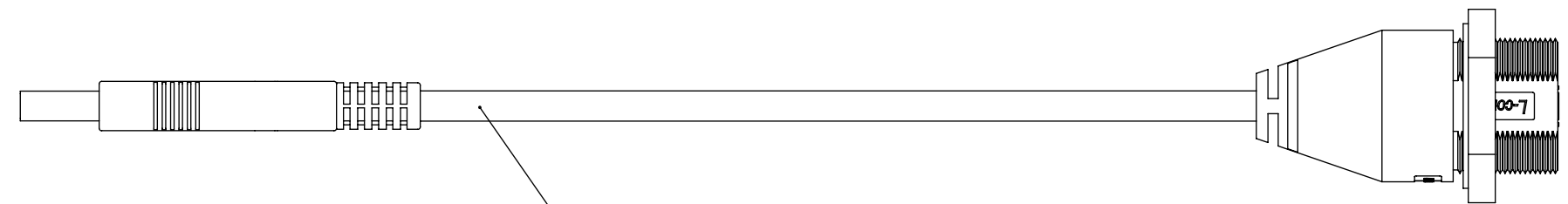
SERIES A USB WATERPROOF JACK



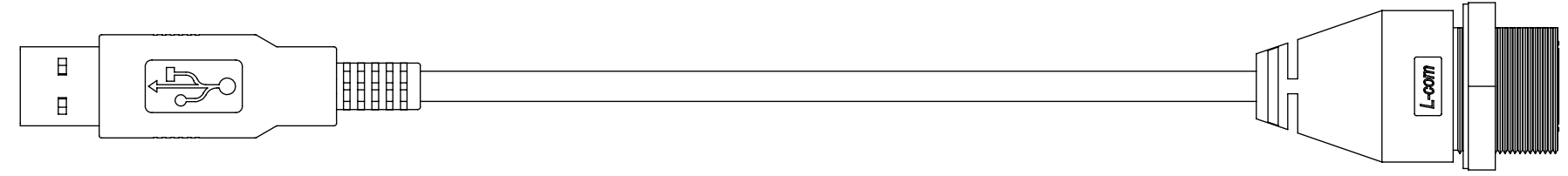
SERIES A USB PLUG



RECOMMENDED PANEL OPENING

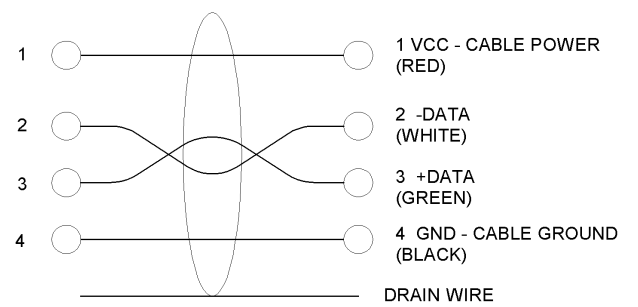


ONE 28AWG TWISTED PAIR (DATA) PLUS TWO 24 AWG POWER CONDUCTORS. OVERALL ALUMINIZED POLYESTER SHIELD WITH DRAIN WIRE PLUS TINNED COPPER BRAID SHIELD. PVC OUTER JACKET IS BLACK.



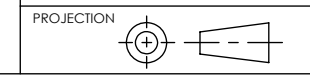
MODEL NUMBER	LENGTH (METER)
WPUSBAX-05M	0.5
WPUSBAX-1M	1.0
WPUSBAX-2M	2.0
WPUSBAX-3M	3.0
WPUSBAX-5M	5.0

- SPECIFICATIONS:**
1. THESE CABLE ASSEMBLIES ARE CONSTRUCTED TO MEET THE REQUIREMENTS OF THE UNIVERSAL SERIES BUS SPECIFICATION USB 2.0.
 2. CONNECTOR CONTACTS HAVE 30 MICROINCHES GOLD PLATING OVER NICKEL PLATING.
 3. THE CABLE SHIELD DRAIN WIRE IS CONNECTED TO THE METAL SHELL OF EACH PLUG.
 4. THE "L-COM" LOGO IS EMBOSSED IN A RECESSED POCKET. THE RAISED LOGO SHOULD NOT PROJECT BEYOND THE OVERMOLD SURFACE.
 5. CABLE ASSEMBLY SHALL BE TESTED FOR CONTINUITY
 6. INDIVIDUALLY PACKAGE IN A POLYBAG



WIRING DIAGRAM

UNLESS OTHERWISE SPECIFIED, DIMENSIONS ARE IN INCHES [mm]
 OVERALL CABLE LENGTH TOLERANCE:
 ≤12 [305] = +1 [25] / -0
 >12 [305] ≤60 [1524] = +2[51] / -0
 >60 [1524] ≤120 [3048] = +4 / -0
 >120 [3048] ≤300 [7620] = +6 / -0
 >300 [7620] = +5% / -0%
 ALL OTHER DIMENSIONAL TOLERANCES:
 .X = .3
 .XX = .15



APPROVALS	DATE
DRAWN BY C.MCCORMICK	07/29/2003
CHECKED BY D.PARHAM	07/29/2003
APPROVED BY R.CARRICK	07/29/2003

L-com 45 BEECHWOOD DRIVE
NORTH ANDOVER, MA 01845

CONNECTIVITY PRODUCTS

CATEGORY: USB

PRODUCT DESCRIPTION: USB WATERPROOF SERIES "A" BULKHEAD TO SERIES "A" PLUG

SIZE	FSCM NO.	DWG. NO.	REV.
B	43321	WPUSBAX	G

SCALE: 1:1 CAD FILE: WPUSBAX.SLDDRW SHEET 1 OF 1