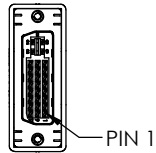


THE INFORMATION CONTAINED IN THIS DRAWING IS THE SOLE PROPERTY OF L-COM, INC. ANY REPRODUCTION IN PART OR WHOLE WITHOUT THE WRITTEN PERMISSION OF L-COM, INC. IS PROHIBITED.

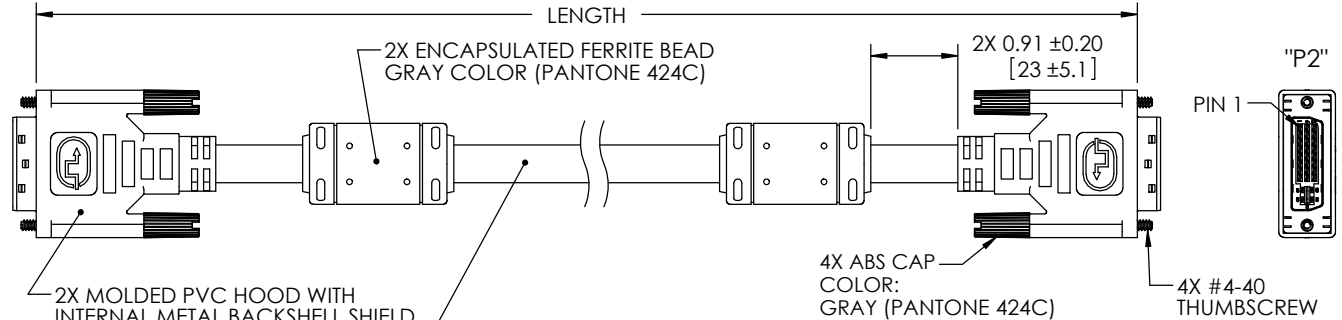
REVISIONS			
REV	DESCRIPTION	DATE	APPROVED
M	ECN 5837: ADDED LOGO	11/16/11	D. CASTRO
N	ECN 6985: UPD CONNECTOR AND OVERMOLD DESCRIP. UPD ROHS NOTE	8/1/13	D. DESJARDIN

P/N	LENGTH	
	FEET	METERS
CTLDVI-I-MM-3	3.0	.92
CTLDVI-I-MM-5	5.0	1.52
CTLDVI-I-MM-10	10.0	3.05
CTLDVI-I-MM-15	15.0	4.57

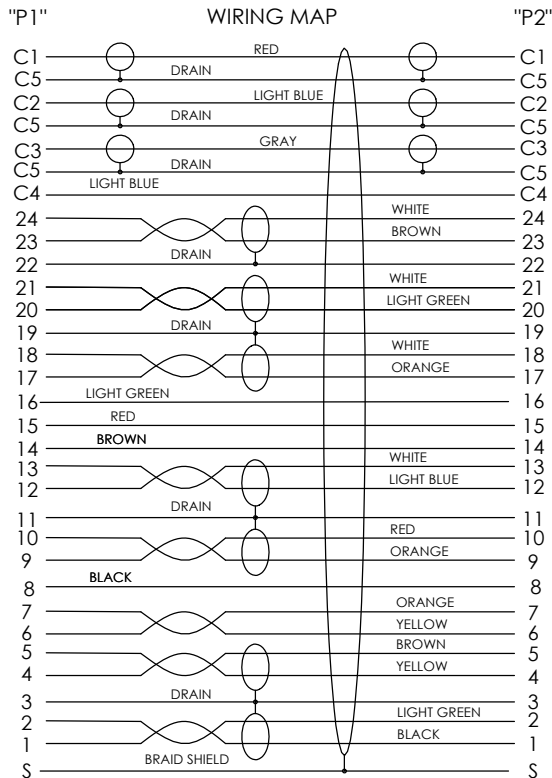
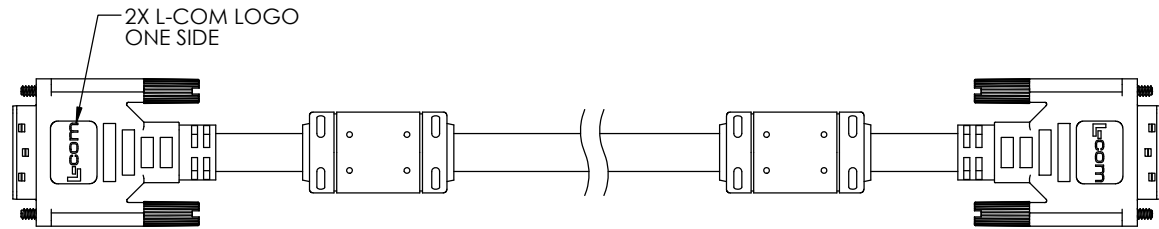
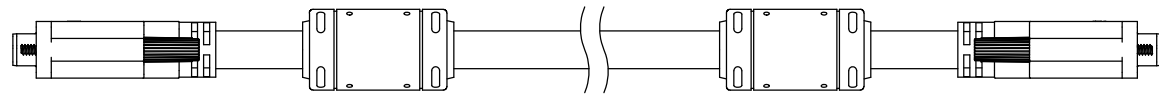
"P1"



2X MALE DVI-I DUAL LINK CONNECTOR
30μ" GOLD PLATED CONTACTS



UL STYLE 20276
(3) 28AWG, STRANDED TINNED COPPER COAXIAL CABLES (75 OHM),
(7) SHIELDED TWISTED PAIR, 28AWG, STRANDED TINNED COPPER,
(1) UNSHIELDED TWISTED PAIR 28AWG STRANDED TINNED COPPER,
(5) CONDUCTORS 28AWG STRANDED TINNED COPPER,
OVERALL ALUMINIZED POLYESTER FILM SHIELD PLUS TINNED COPPER STRAND SHIELD,
PVC OUTER JACKET, COLOR: GRAY (PANTONE 424C)



- NOTES:**
- CABLE ASSEMBLY SHALL BE TESTED FOR CONTINUITY.
 - CABLE ASSEMBLY SHALL BE INDIVIDUALLY PACKAGED IN ACCORDANCE WITH L-COM SPECIFICATION PS-0031.
 - DUST COVERS INSTALLED FOR SHIPPING (NOT SHOWN).

REGULATORY COMPLIANCE:
ROHS, CE

UNLESS OTHERWISE SPECIFIED, DIMENSIONS ARE IN INCHES [mm] OVERALL CABLE LENGTH TOLERANCE: $\leq 12 [305] = +1 [25] / -0$ $> 12 [305] \leq 60 [1524] = +2 [51] / -0$ $> 60 [1524] \leq 120 [3048] = +4 [102] / -0$ $> 120 [3048] \leq 300 [7620] = +6 [152] / -0$ $> 300 [7620] = +5\% / -0\%$ ALL OTHER DIMENSIONAL TOLERANCES: .X = ±.2 [5.08] .XX = ±.02 [51] .XXX = ±.005 [1.27]	APPROVALS	DATE		45 BEECHWOOD DRIVE NORTH ANDOVER, MA 01845		
	DRAWN BY Bill Zhang CHECKED BY Frank Mao APPROVED BY Thomas Lu	10/14-'08 10/14-'08 10/14-'08			CATEGORY AUDIO/VIDEO	
PROJECTION 	CONFIGURATION DETAILS OF UNDIMENSIONED FEATURES MAY VARY	PRODUCT DESCRIPTION DVI CBL DVI-I M/M DUAL LNK	SIZE A	FSCM NO. 43321	DWG. NO. CTLDVI-I-MM	REV. N
REF	COLOR VARIATIONS MAY OCCUR	SCALE: NONE	CAD FILE: CTLDVI-I-MM.SLDDRW	SHEET 1 OF 1		