












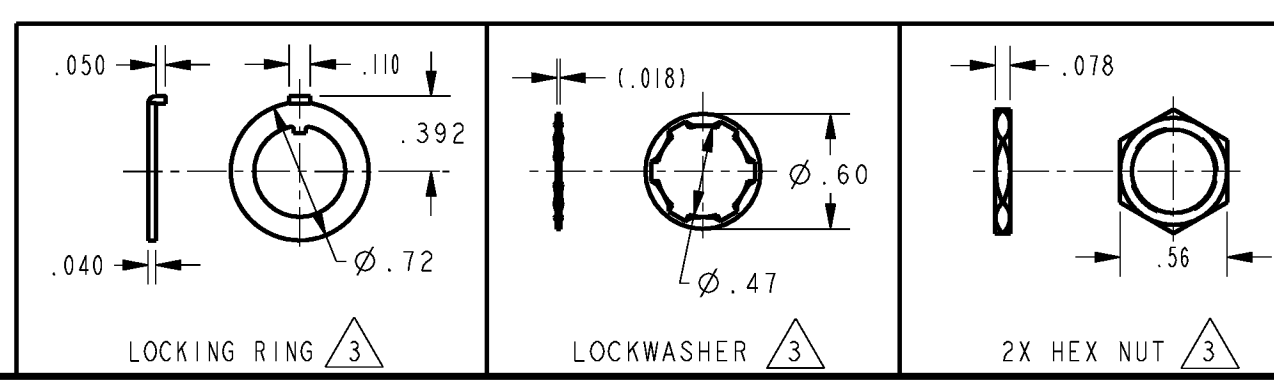


- NOTES**
- SWITCHES ARE CAPABLE OF WITHSTANDING A TEMPERATURE OF 160° F CONTINUOUSLY AT FULL RATED LOAD
 - MICRO SWITCH CATALOG LISTING MARKED ON SIDE OF SWITCH FURNISHED UNASSEMBLED
 - SUFFIX LETTER MUST BE ADDED FOR DESIRED TYPE OF TOGGLE LOCKING. SEE CHART FOR AVAILABLE LOCKING COMBINATIONS
 - APPLIES ONLY TO "ON" AND "MOMENTARY ON" POSITIONS FROM BOTTOM OF KEYWAY TO MAJOR DIA OF 15/32 THREAD

ELECTRICAL DATA

AVAILABLE LOCKING COMBINATIONS FOR CONFIGURATION SEE LETTERED DETAILS	CATALOG LISTING	CIRCUIT MADE WITH TOGGLE LEVER IN			
		KEYWAY SIDE (1-2)	CENTER (1-2)	OPPOSITE KEYWAY (2-3)	
L191 15A 125, 250, 277 VAC 1/2HP 125 VAC 1HP 250, 277 VAC 5A 125 VAC "L" CE RNE	A,B,D,E,F,G,H,J,K,L,M,N,P	INT1-1	ON	OFF	ON
	D,F,G	INT1-2	OFF	NONE	ON
	D,F,G	INT1-3	ON	NONE	ON
	E,F,K,M	INT1-21	NONE	OFF	ON
	E,F,K,M	INT1-31	NONE	ON	ON
L192 10A 125, 250, 277 VAC 1/4HP 125 VAC 1/2HP 250, 277 VAC 3A 125 VAC "L" CE RNE	F	INT1-4	MOM OFF	NONE	ON
	E,F,K,L,M,N	INT1-5	MOM ON	OFF	ON
	F	INT1-6	MOM ON	NONE	OFF
	E,L,N	INT1-7	MOM ON	OFF	MOM ON
	F	INT1-8	MOM ON	NONE	ON
	E	INT1-51	NONE	ON	MOM ON
	E	INT1-61	MOM ON	OFF	NONE

"A"  LOCKED IN THREE POSITIONS	"B"  LOCKED IN CENTER AND EXTREME POS. (KEYWAY SIDE)	"D"  LOCKED OUT OF CENTER POSITION	"E"  LOCKED IN CENTER POSITION	"F"  LOCKED IN EXTREME POS. (OPP. KEYWAY)	"G"  LOCKED IN EXTREME POS. (KEYWAY SIDE)
"H"  LOCKED OUT OF CENTER AND EXTREME POS. (KEYWAY SIDE)	"J"  LOCKED OUT OF CENTER AND EXTREME POS. (OPP. KEYWAY)	"K"  LOCKED IN CENTER AND EXTREME POS. (OPP. KEYWAY)	"L"  LOCKED OUT OF EXTREME POS. (KEYWAY SIDE)	"M"  LOCKED OUT OF AND INTO EXTREME POS. (OPP. KEYWAY)	"N"  LOCKED OUT OF EXTREME POS. (OPP. KEYWAY)
"P"  LOCKED OUT OF AND INTO EXTREME POS. (KEYWAY SIDE)					



THIRD ANGLE PROJECTION

SCALE FULL

DO NOT SCALE PRINT

UNLESS OTHERWISE SPECIFIED TOLERANCES ARE

ONE PLACE (.0)	±.030
TWO PLACE (.00)	±.015
THREE PLACE (.000)	±.005
ANGLES	±

WEIGHT .08 LBS APPROX