

**MICRO SWITCH**  
a Honeywell Division

FED. MFG. CODE 91929

**SWITCH-BASIC**

CATALOG LISTING

V7-6B19D8-057

CW-C6001

X97774-V7

CATALOG LISTING  
V7-6B19D8-057

REPLACES

RELEASE NO. PR-20758

CATALOG LISTING

**M**

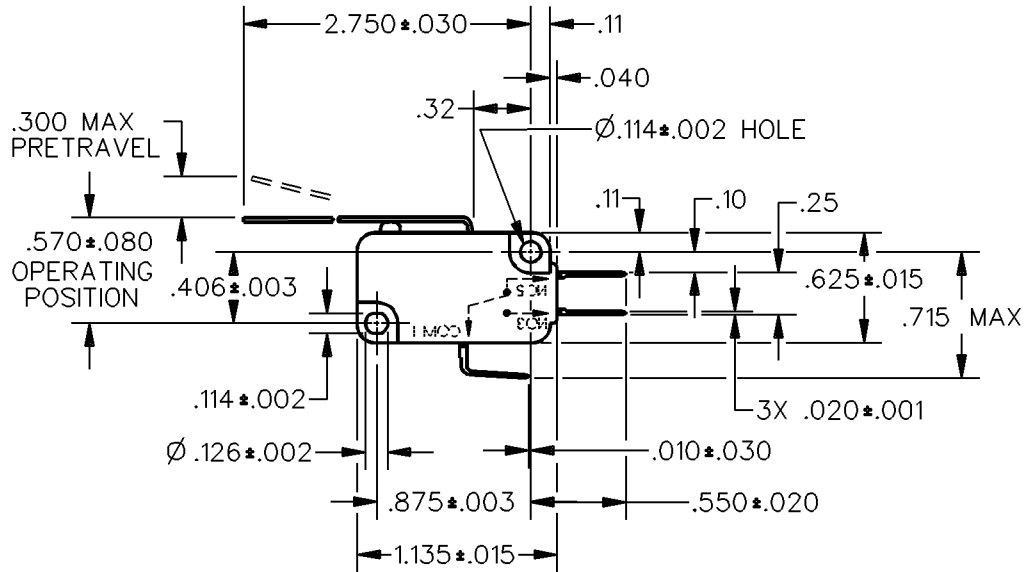
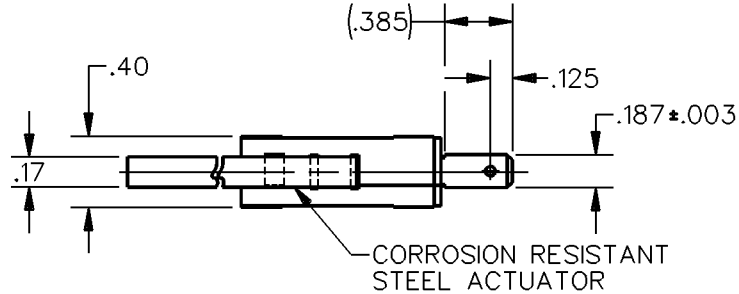
ISSUE

1

CHECK

REVISIONS

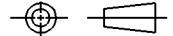
CHECK



ANSI Y14.5M-1982 APPLIES

THIS DRAWING COVERS A PROPRIETARY ITEM AND IS THE PROPERTY OF MICRO SWITCH, A DIVISION OF HONEYWELL. THIS DRAWING IS NOT TO BE COPIED OR USED WITHOUT THE APPROVAL OF MICRO SWITCH.

THIRD ANGLE PROJECTION



CHARACTERISTICS

OPERATING FORCE - - - 55 GRAMS MAX  
RELEASE FORCE - - - - 3 GRAMS MIN  
DIFFERENTIAL TRAVEL - - - .100 MAX  
OVERTRAVEL - - - - - .145 MIN  
RELEASE TRAVEL - - - - - .035 MIN

ELECTRICAL DATA

CONTACT ARRANGEMENT  
S P D T

L156 11A 1/3HP 125, 250 OR 277 VAC  
1/2A 125 VDC, 1/4A 250 VDC  
4A 125 VAC "L"

SCALE FULL DO NOT SCALE PRINT

**UNLESS OTHERWISE SPECIFIED TOLERANCES ARE**

ONE PLACE (.0) ±.030

TWO PLACE (.00) ±.015

THREE PLACE (.000) ±.005

ANGLES ±

WEIGHT



DDM/CAD

DRAWN

CHECK

93

SEP

24

GRT