



Home > Products > Product Page

72543



Replacement Sealed Beams, 4 in x 6 in [101,6 mm x 152,4 mm], Trapezoid Beam Pattern, 24 Vdc/60 W/2.5 A

Actual product appearance may vary.

Features

- Halogen heavy duty and composite off-highway lamps
- Wide variety of types and sizes, with a complete selection of beam patterns and mounting configurations available to suit almost any application
- Sealed beam replacement lamps
- Composite halogen lights
- Halogen heavy duty and composite off-highway lamps
- Halogen swivel-mount lamps
- Marine lights

Potential Applications

- Recreational Vehicles, including ATVs and snowmobiles
- Construction Equipment
- Agricultural, including tractors and combines
- Golf carts
- Scissor/Platform Lifts
- Farm machinery
- Marine

Description

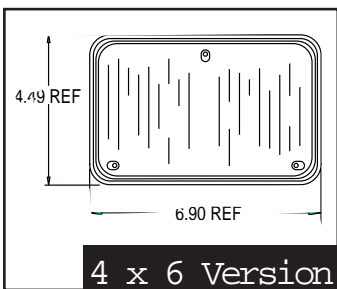
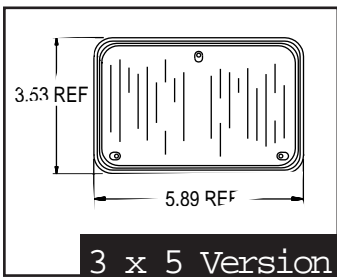
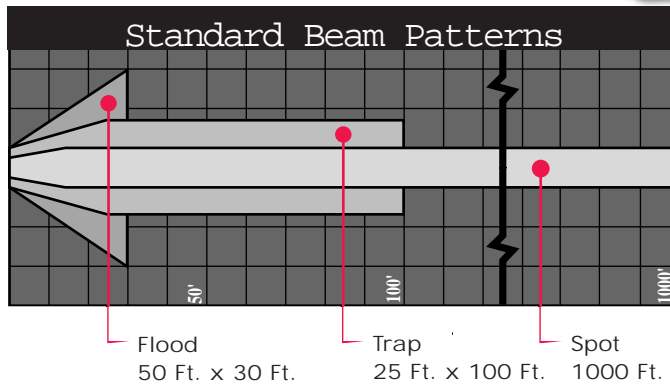
Hobbs produced the first halogen sealed beams for agricultural use in the early 1980s and has manufactured more than 25 million incandescent and halogen lamps for use in some of the most rugged working environments imaginable. Because they are designed for use in heavy construction and farming equipment, they are also designed to take shock, vibration, and other extreme service conditions in stride. A wide variety of types and sizes, with a complete selection of beam patterns and mounting configurations are available to suit almost any off-road application.

The Hobbs product line includes halogen sealed beams, composites, custom designer lights, specialty lighting and indicator modules for vehicular and non-vehicular applications.

| Product Specifications | |
|--------------------------------|-------------------------------|
| Lamp Type | Replacement Sealed Beams |
| Size | 4 in x 6 in [102 mm x 152 mm] |
| Beam Pattern | Trapezoid |
| Sealing | IP67 |
| Electrical Rating | 24 Vdc/60 W/2.5 A |
| Current | 3 A |
| Mounting | Stud, 1/2 in [12,7 mm] Ø |
| Agency Approvals and Standards | UL, CE, CSA |
| Availability | Global |
| UNSPSC Code | 25172900 |
| Series Name | Replacement Sealed Beams |

SEALED BEAM REPLACEMENTS

Replacement sealed beams are offered in both 3" x 5" and 4" x 6" rectangular size lenses. These are designed with the same rugged construction as the originals and meet the same demanding standards. These lamps are also designed to withstand tough environmental conditions, such as sudden temperature change, shock, and intense vibration.



| Size | Rated Voltage | Wattage | Beam Pattern | Current | Part # |
|------|---------------|---------|----------------------|---------|--------|
| 3x5 | 12V | 35W | Wide Flood 80°x30° | 3Amp | 73214 |
| 3x5 | 12V | 35W | Narrow Flood 55°x30° | 3Amp | 75782 |
| 3x5 | 12V | 35W | Trap 35°x35° | 3Amp | 73379 |
| 3x5 | 12V | 35W | Spot | 3Amp | 73807 |
| 3x5 | 12V | 50W | Wide Flood 80°x30° | 4Amp | 72408 |
| 3x5 | 12V | 50W | Narrow Flood 55°x30° | 4Amp | 72573 |
| 3x5 | 12V | 50W | Trap 35°x35° | 4Amp | 72801 |
| 3x5 | 12V | 50W | Spot | 4Amp | 73804 |
| 4x6 | 12V | 50W | Wide Flood 80°x30° | 4Amp | 71017 |
| 4x6 | 12V | 50W | Narrow Flood 55°x30° | 4Amp | 71791 |
| 4x6 | 12V | 50W | Trap 35°x35° | 4Amp | 71792 |
| 4x6 | 12V | 50W | Spot | 4Amp | 71794 |
| 4x6 | 12V | 35/65W | Hi/Lo Driving | 3/5Amp | 75251 |
| 4x6 | 24V | 60W | Wide Flood 80°x30° | 3Amp | 72541 |
| 4x6 | 24V | 60W | Narrow Flood 55°x30° | 3Amp | 78856 |
| 4x6 | 24V | 60W | Trap 35°x35° | 3Amp | 72543 |
| 4x6 | 24V | 60W | Spot | 3Amp | 72545 |