

QLZ06AC Series Crossflow Blower

180... 300mm x Ø 60mm

- Standard product line, impeller diameter 60 mm.
- Mounting position horizontal or vertical with motor at the bottom.
- Permissible ambient temperature 0-60° C.
- Insulation class B, class F or H on request.
- Minimum order quantity may apply.

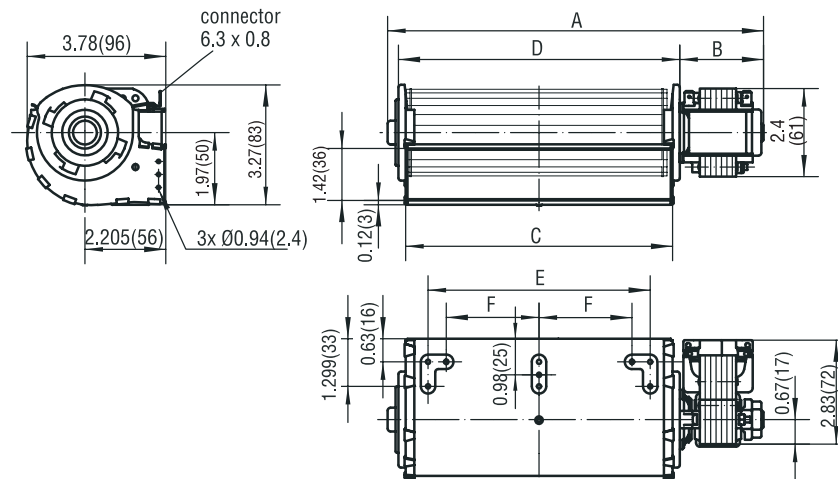
Part Number	Model Number	Motor Position (L/R)	VAC	Hertz	Airflow (CFM)*	Max. Static Pressure (Pa)	Power Input (W)*	Speed* (RPM)	Weight (lbs.)	Coil Position**	Insulation Class
***	QLZ06/1200-2513LH	R	115	60	41	48	18	1,550	1.5	0	H
***	QLZ06/0012-2513LH	L	115	60	41	48	18	1,550	1.5	0	H
55410.81980	QLZ06/1800A344-2524L-61LG	R	115	60	89	60	32	1,720	2.2	0	B
55410.91580	QLZ06/0018A338-3025LH-46IM	L	115	60	114	100	43	2,200	2.7	270	H
***	QLZ06/2400-3030LH	R	115	60	100	63	33	1,700	3.1	0	H
***	QLZ06/0024-3030LH	L	115	60	100	63	33	1,700	3.1	0	H
***	QLZ06/3000-3038LH	R	115	60	135	60	45	1,600	3.8	0	H
55412.70300	QLZ06/0030A58-3030LH-133AC	L	115	60	141	85	57	1,660	4.0	0	H

* Data based on free delivery conditions. Subject to alterations.

** See Fig. 1 on page 234.

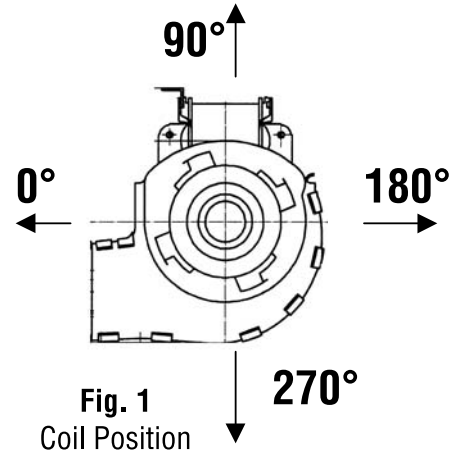
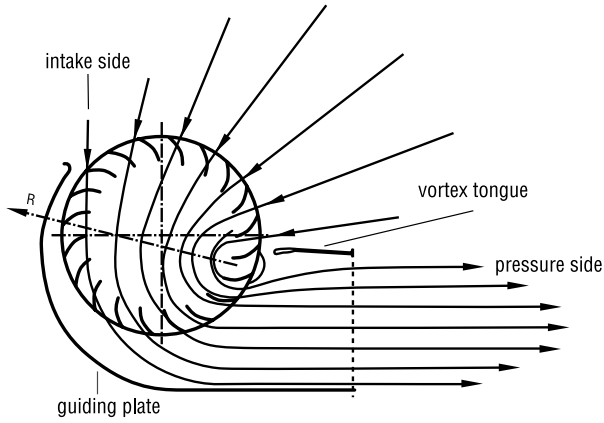
*** Contact application engineering for part number.

Model Number	Motor Position	A		B		C		D		E		F	
		inch	mm	inch	mm	inch	mm	inch	mm	inch	mm	inch	mm
QLZ06/1200-2513LH	R	7.32	186	1.65	42	4.92	125	5.31	135	3.70	94	-	-
QLZ06/0012-2513LH	L	7.32	186	1.65	42	4.92	125	5.31	135	3.70	94	-	-
QLZ06/1800A344-2524L-61LG	R	10.12	257	2.09	53	7.20	183	7.72	196	6.06	154	2.52	64
QLZ06/0018A338-3025LH-46IM	L	10.12	257	2.09	53	7.20	183	7.72	196	6.06	154	2.52	64
QLZ06/2400-3030LH	R	12.76	324	2.44	62	9.57	243	9.96	253	8.35	212	3.66	93
QLZ06/0024-3030LH	L	12.76	324	2.44	62	9.57	243	9.96	253	8.35	212	3.66	93
QLZ06/3000-3038LH	R	15.55	395	2.83	72	11.93	303	12.32	313	10.71	272	4.84	123
QLZ06/0030A58-3030LH-133AC	L	15.55	395	2.83	72	11.93	303	12.32	313	10.71	272	4.84	123

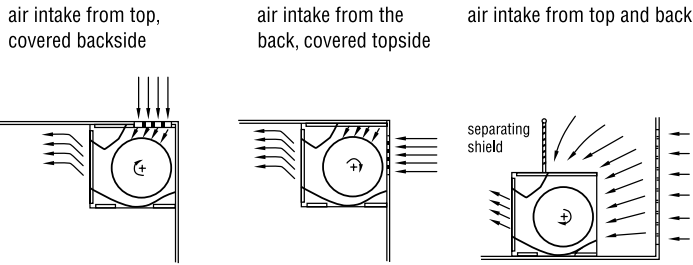


Crossflow Blower Installation Recommendations

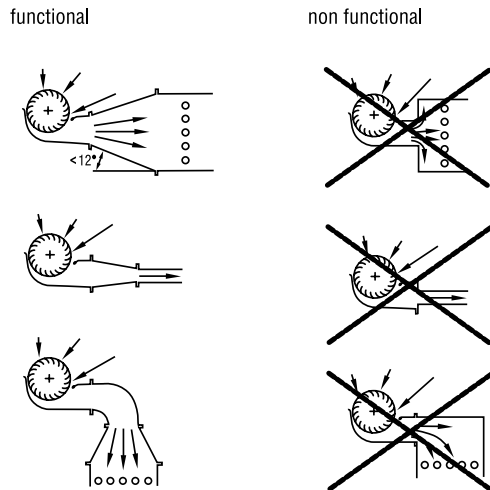
Vortex stream through tangential blower



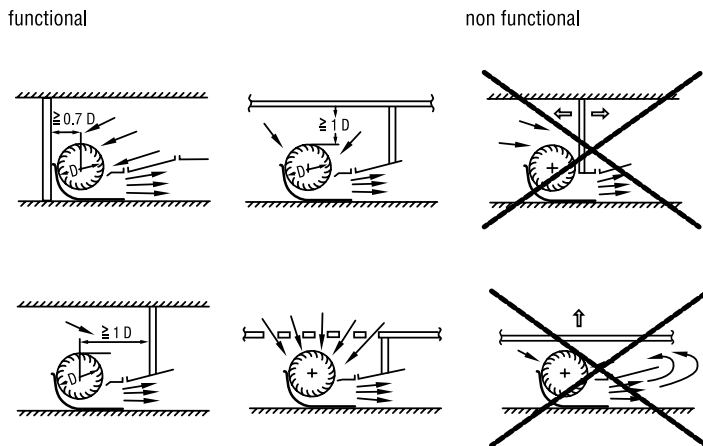
Mounting conditions for QL 4 series



Mounting conditions on pressure side QLK, QLZ, QLN



Mounting conditions on intake side QLK, QLZ, QLN



Separation of suction and pressure area

