


Type 124



Sec.	STANCOR PART NUMBER	Duty Cycle	Terminal Type*	Pole Form	Bracket Style	Coil Volt. D.C.	Coil Resistance (Ohms) @ 25°C	Contact Material	Contact Rating-(Amps.) Inductive Load			DIMENSIONS INCHES			Weight (oz.)	Agency Certif.		
									Volt. D.C.	Normally Open Continuous	Normally Closed Continuous	Inrush**	Inrush**	L			W	H
A	124-906	Continuous	3	SPNO	Standard	12	13.2	Silver Alloy	12	100	400	-	-	3.56	3.13	2.19	16.0	-
	124-902	Continuous	4	SPNO	Standard	12	13.2	Silver Alloy	12	100	400	-	-	3.56	3.13	2.19	16.0	-
	124-910	Continuous	6	SPDT	Standard	12	13.2	Silver Alloy	12	100	400	50	200	4.69	3.13	2.19	19.0	-
B	124-907	Continuous	3	SPNO	Standard	24	53.0	Silver Alloy	24	100	400	-	-	3.56	3.13	2.19	16.0	-
	124-903	Continuous	4	SPNO	Standard	24	53.0	Silver Alloy	24	100	400	-	-	3.56	3.13	2.19	16.0	-
	124-911	Continuous	6	SPDT	Standard	24	53.0	Silver Alloy	24	100	400	50	100	4.69	3.13	2.19	19.0	-
C	124-908	Continuous	3	SPNO	Standard	36	120.0	Silver Alloy	36	100	400	-	-	3.56	3.13	2.19	16.0	-
	124-904	Continuous	4	SPNO	Standard	36	120.0	Silver Alloy	36	100	400	-	-	3.56	3.13	2.19	16.0	-
	124-912	Continuous	6	SPDT	Standard	36	120.0	Silver Alloy	36	100	400	50	100	4.69	3.13	2.19	19.0	-
D	124-913	Continuous	4	SPNO	Standard	48	213.0	Silver Alloy	36	100	400	-	-	3.56	3.13	2.19	16.0	-

\* Terminal Type: "3" = Grounded Coil, SPNO  
 "4" = Isolated Coil, SPNO  
 "6" = Isolated Coil, SPDT

For outline drawings refer to pages 94-95.

\*\* Inrush Current: Current applied within the first 1/2 second of contact closure

Engineering Design Data

D.C. Type	Coil Rating Nominal Magnetic Coil Rating (Watts)	Operation in % of Nom. Coil Rating		Breakdown Voltages All Terminals - 60 Hz RMS			Contact Material		Electrical Life		Mechanical Life		Max. Oper. Amb. °F
		Pick-up	Max. Safe Operate	Opposite Polarity	Open Contacts Same Polarity	To Ground	Power	Pilot	Oper. At Rated Load	Oper. Per Min.	Oper. At No Load	Oper. Per Min	
124	12	75%	110%	500	500	500	Silver Alloy	-	50,000	2	100,000	6	149

Temperature Range

--- -40°F to 149°F

Terminations

--- Contacts: 5/16"-24 UNF-2A thread  
 --- Coil: #10-32 UNF-2A thread

Recommended Mounting

--- Vertical plane with coil terminals up.

Hardware Torque Specification

--- Contact Terminal: 60 inch-lbs., max.  
 --- Coil Terminal: 12-18 inch lbs.  
 --- Caution: A back-up wrench must be used to hold the bottom nut stationary

Type 124 Custom Design Capabilities

--- Coil voltages 6 VDC through 48 VDC  
 --- High vibration (consult factory)  
 --- Gold plated contacts for pilot duty (low load switching) applications  
 --- Please complete application data form on page 99 of this section.

**Note:** Caution must be used in coil selection for use in 12 volt systems where battery charging may expose coil to continuous, higher-than-rated voltage. White-Rodgers will not be responsible for consequences of misapplied solenoids.



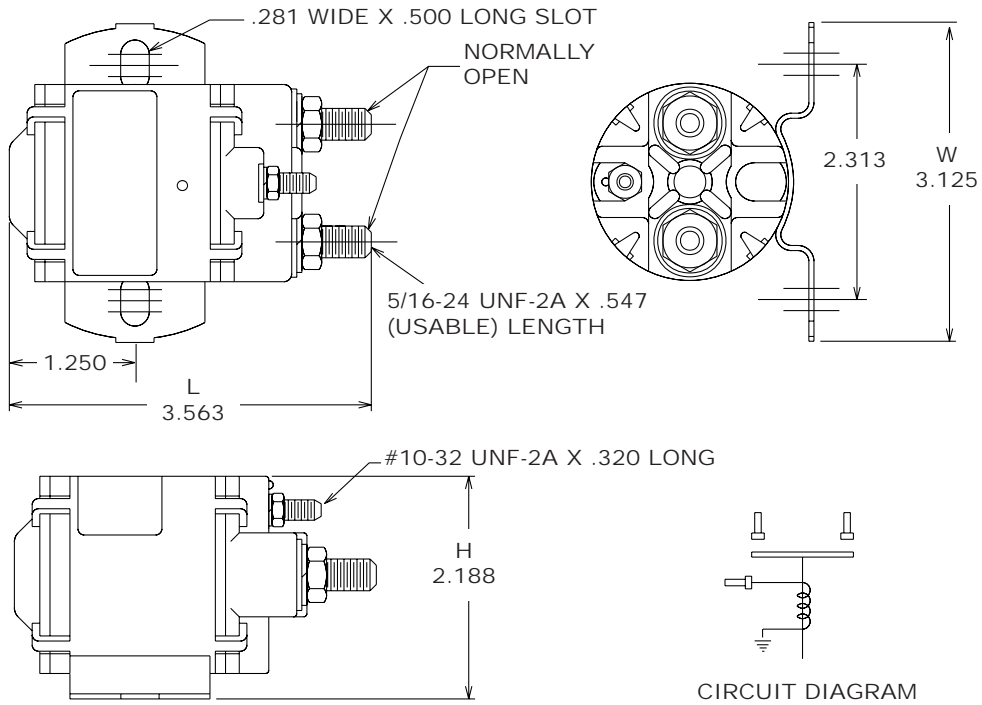
White-Rodgers • Emerson Electric Co.  
 9797 Reavis Road • St. Louis, MO 63123  
 (314) 865-8799 • Fax (314) 638-2400



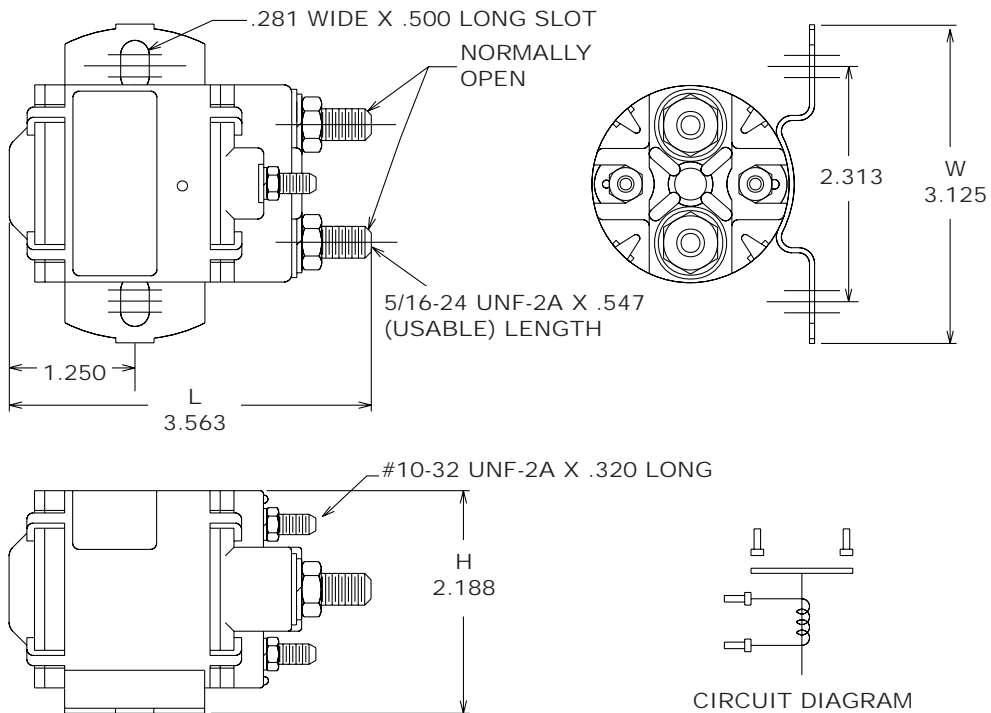
**STANCOR**

Type 124

Terminal Type 3 - Coil Grounded to Case



Terminal Type 4 - Isolated Coil



Terminal Type 6 - Isolated Coil

