

SKKD 162, SKKE 162



SEMIPACK[®] 2

Rectifier Diode Modules

SKKD 162

SKKE 162

Features

- Heat transfer through aluminium oxide ceramic isolated metal baseplate
- Hard soldered joints for high reliability
- UL recognized, file no. E 63 532

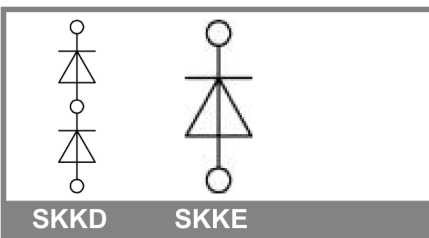
Typical Applications

- Non-controllable rectifiers for AC/AC converters
- Line rectifiers for transistorized AC motor controllers
- Field supply for DC motors

1) SKKD types only

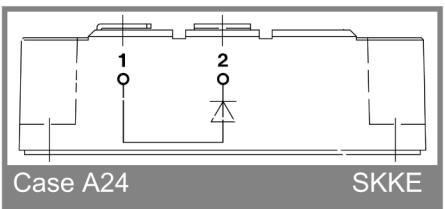
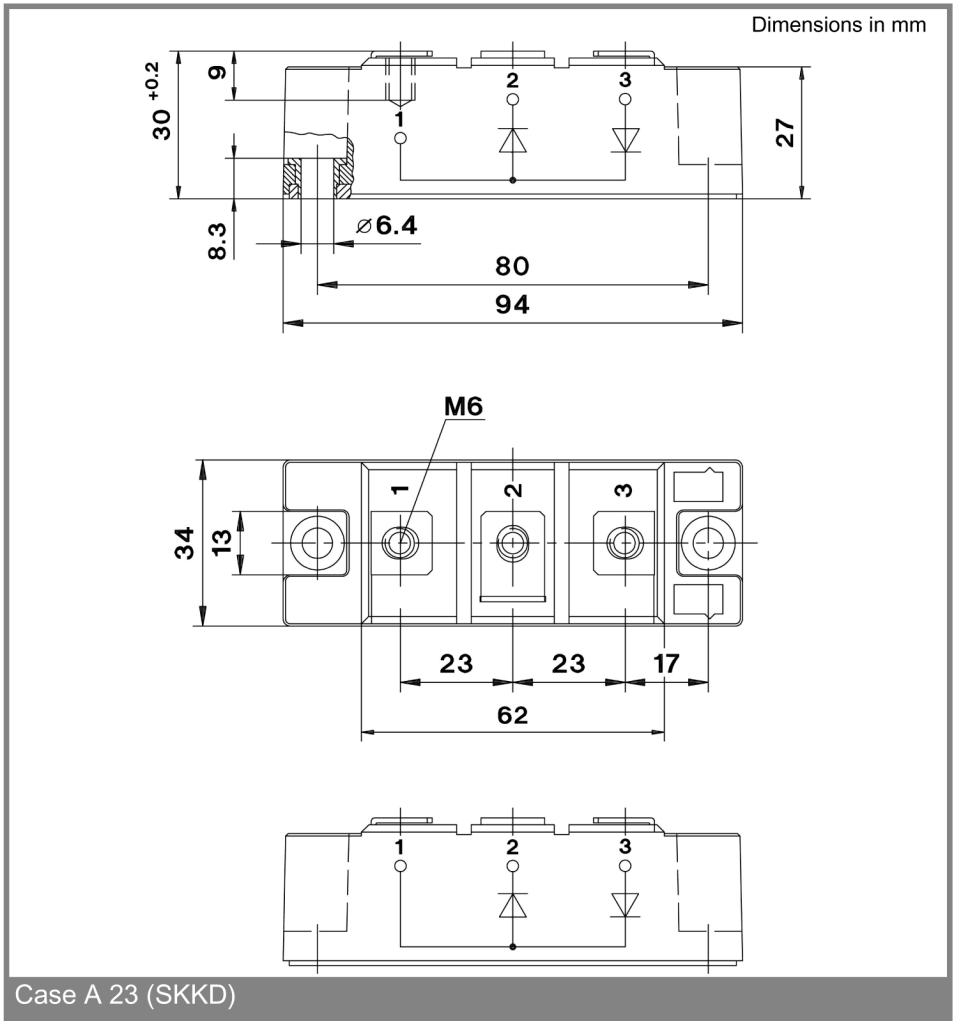
V_{RSM} V	V_{RRM} V	$I_{FRMS} = 310$ A (maximum value for continuous operation) $I_{FAV} = 160$ A (sin. 180; $T_c = 95$ °C)	
900	800	SKKD 162/08	SKKE 162/08
1300	1200	SKKD 162/12	SKKE 162/12
1500	1400	SKKD 162/14	SKKE 162/14
1700	1600	SKKD 162/16	SKKE 162/16
1900	1800	SKKD 162/18	SKKE 162/18
2100	2000	SKKD 162/20H4	
2300	2200	SKKD 162/22H4	

Symbol	Conditions	Values	Units
I_{FAV}	sin. 180; $T_c = 85$ (100) °C	195 (150)	A
I_D	P3/180; $T_a = 45$ °C; B2 / B6	90 / 115	A
	P3/180F; $T_a = 35$ °C; B2 / B6	210 / 260	A
I_{FSM}	$T_{vj} = 25$ °C; 10 ms	6000	A
	$T_{vj} = 125$ °C; 10 ms	5000	A
i^2t	$T_{vj} = 25$ °C; 8,3 ... 10 ms	180000	A ² s
	$T_{vj} = 125$ °C; 8,3 ... 10 ms	125000	A ² s
V_F	$T_{vj} = 25$ °C; $I_F = 500$ A	max. 1,5	V
$V_{(TO)}$	$T_{vj} = 135$ °C	max. 0,85	V
r_T	$T_{vj} = 135$ °C	max. 1,2	mΩ
I_{RD}	$T_{vj} = 135$ °C; $V_{RD} = V_{RRM}$	max. 9	mA
$R_{th(j-c)}$	per diode / per module ¹⁾	0,18 / 0,09	K/W
$R_{th(c-s)}$	per diode / per module ¹⁾	0,1 / 0,05	K/W
T_{vj}		- 40 ... + 135	°C
T_{stg}		- 40 ... + 135	°C
V_{isol}	a. c. 50 Hz; r.m.s.; 1 s / 1 min.	3600 / 3000	V~
V_{isol}	a. c. 50 Hz; r.m.s.; 1 s / 1 min. for SKK ...H4	4800 / 4000	V~
M_s	to heatsink	5 ± 15 %	Nm
M_t	to terminals	5 ± 15 %	Nm
a		5 * 9,81	m/s ²
m	approx.	165	g
Case	SKKD	A 23	
	SKKE	A 24	



SKKD

SKKE



This technical information specifies semiconductor devices but promises no characteristics. No warranty or guarantee expressed or implied is made regarding delivery, performance or suitability.