



Low Voltage Switches

Enclosed switches - eOT Manual motor controllers and disconnects

The next generation of enclosed switches



General information

The eOT series of enclosed manual motor controllers are rotary operated, 3 and 4 pole, 600V Hp rated switches, housed in thermoplastic/polycarbonate, sheet steel or stainless steel enclosures. They are suitable for wet and corrosive environments.

Plastic enclosed disconnect switches, from 16 up to 80 Amperes

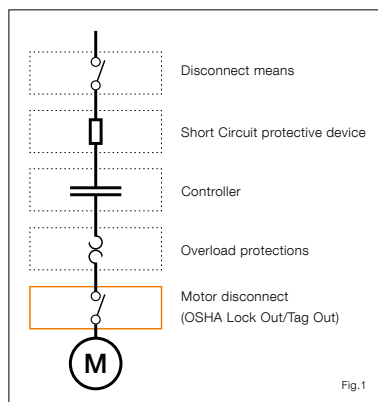
- UL/NEMA 3R/12 and 4/4X versions
- 2 Handle color options, selector or pistol type
 - Standard black handle
 - Emergency red/yellow handle
- Available with and without 1 NO auxiliary contact installed

Sheet steel enclosed disconnect switches, from 16 up to 100 Amperes

- UL/NEMA 1 and 3R/12 versions
- Black color handle, selector or pistol type

Stainless steel enclosed disconnect switches, from 16 up to 100 Amperes

- UL/NEMA 4/4X versions
- Metallic or black plastic pistol type handles



eOT products are properly installed on the load side of a branch circuit protective device and are suitable for use as motor disconnects as illustrated in Fig. 1.

Cutting edge design and technology. eOT ensures reliable switching time after time.

Outstanding features

- cUL approval, UL508 and 98 Listed
- Suitable as motor disconnect
- Horsepower rated
- Touch safe construction
- Positive operation
- Clear position indication
- Self lifting tunnel terminals
- Extremely compact size
- Accessories
 - 4th power pole
 - Snap-on auxiliary contacts



Clean and simple installation

Plastic and Type 1 enclosures have conduit knockouts provided on the top and bottom of the enclosure.

Plastic enclosures have a metallic base plate that electrically bonds together all conduit hubs installed in the top and bottom of the enclosure - additional conduit bonding jumpers are not required.

Plastic enclosure installs flush on mounting surface, reducing the accumulation of dirt behind the enclosure.

Sealed enclosure cover is water tight, suitable for hose-down environments (Type 4X version only).

Technical data

Enclosed switches

Enclosed disconnect switches			eOT16	eOT32
Approvals		3pole	UL 508	UL 508
UL Amperage Rating			16	40
Max Horsepower rating				
	Three Phase			
	200V-208V	HP	3	10
	240V	HP	6	10
	480V	HP	10	20
	600V	HP	10	25
	Single Phase			
	120V	HP	1	2
	240V	HP	2	5
Interrupting Capacity (SCCR) with fuse				
	Fuse Type CC	kA	10/-	10/-
	Fuse Type J	kA	10/10	10/10
	Fuse Type T	kA	10/10	10/10
	Fuse Type RK1	kA	10/-	10/-
	Fuse Type RK5	kA	5/5	5/5
	Fuse Type L	kA	-/-	-/-
	Fuse Type H	kA	-/-	-/-
Maximum Fuse Size		A	30/60 ¹⁾	30/60 ¹⁾
Endurances				
	Min. electrical endurance power factor			
	0.75...0.8	op. cycles	6000	6000
	0.40...0.50	op. cycles	1000	1000
	Mechanical endurance	operations	20000	20000
Switch operating torque		lbs. in.	8.8	8.8
Knock-outs	Plastic enclosure	Ends	4x1/2" or 4x3/4"	4x1/2" or 4x 3/4"
	Metallic enclosure	Ends	4x3/4" or 4x1/2" + 2x1" or 2x3/4"	4x3/4" or 4x1/2" + 2x1" or 2x3/4"
Terminal Lug Kits			Not required	Not required
	Wire Range	AWG	#18-8	#18-8
	Wire Tightening Torque	lbs. in.	7	7
	Lug Mounting	lbs. in.	Integral	Integral
Auxiliary Contacts				
Auxiliary Contacts	Plastic enclosure		OA1G_ or OA2G11	OA1G_ or OA2G11
	Metallic enclosure		OA1G_	OA1G_
NEMA ratings, AC			AC600	AC600
	AC rated voltage	VAC	600	600
	AC rated thermal current	A	10	10
	AC maximum volt-ampere making	VAC	7200	7200
	AC maximum volt-ampere breaking	VAC	720	720
NEMA ratings, DC			R300	R300
	DC rated voltage	VDC	300	300
	DC thermal rated current	A	1	1
	DC maximum make-break	VA	28	28
Torque: wire tightening		lbs. in.	7	7
Wire Range		AWG	#18-14	#18-14

¹⁾ Fuse size 70A for RK5

eOT45	eOT63	eOT30	eOT60	eOT100
UL 508	UL 508	UL 98	UL 98	UL 98
60	80	30	60	100
15	20			
15	20	10	20	30
30	40	20	40	50
30	40	30	40	50
2	2	2	3	5
7.5	10	5	7.5	15
-/-	-/-			
100/-	100/-	50/200	50/200	50/200
100/-	100/-	50/200	50/200	50/200
-/-	-/-			
10/5	10/5			
-/-	-/-			
-/5	-/5			
100/150	100/150	60/60	150/60	150/100
6000	6000	6000	6000	6000
1000	1000			
20000	20000	20000	20000	20000
10.5	10.5	17.6	17.6	17.6
4x3/4" or 4x1"	4x1" or 4x1 1/4"			
4x3/4" or 4x1/2" + 2x1" or 2x3/4"	4x3/4" or 4x1/2" + 2x1" or 2x3/4"	4x3/4" or 4x1/2" + 2x1" or 2x3/4"	4x3/4" or 4x1/2" + 2x1" or 2x3/4"	4x3/4" or 4x1/2" + 2x1" or 2x3/4"
Not required	Not required	Not required	Not required	Not required
#14-4	#14-4	#14-4	#14-4	#8-1/0
18	18	55	55	55
Integral	Integral	Integral	Integral	Integral
OA1G_ or OA2G11	OA1G_ or OA2G11	OA1G_	OA1G_	OA1G_
OA1G_	OA1G_	OA1G_	OA1G_	OA1G_
AC600	AC600	AC600	AC600	AC600
600	600	600	600	600
10	10	10	10	10
7200	7200	7200	7200	7200
720	720	720	720	720
R300	R300	R300	R300	R300
300	300	300	300	300
1	1	1	1	1
28	28	28	28	28
7	7	7	7	7
#18-14	#18-14	#18-14	#18-14	#18-14

Ordering information

Plastic enclosed switches

EOT16/32_-S



3-pole manual motor controllers

EOT45_-S



EOT45_-P



EOT63_-P



Amp rating [A]	Handle type	Handle color	Auxiliary contacts	Catalog number	Weight/unit [kg]
UL/NEMA 3R, 12					
16	Selector	Black	-	EOT16U3P3-S	0.55
16	Selector	Black	1 NO	EOT16U3P3-1S	0.59
16	Selector	Red/Yellow	-	EOT16U3P3-S1	0.55
16	Selector	Red/Yellow	1 NO	EOT16U3P3-1S1	0.59
40	Selector	Black	-	EOT32U3P3-S	0.55
40	Selector	Black	1 NO	EOT32U3P3-1S	0.59
40	Selector	Red/Yellow	-	EOT32U3P3-S1	0.55
40	Selector	Red/Yellow	1 NO	EOT32U3P3-1S1	0.59
60	Selector	Black	-	EOT45U3P3-S	1.10
60	Selector	Black	1 NO	EOT45U3P3-1S	1.13
60	Selector	Red/Yellow	-	EOT45U3P3-S1	1.10
60	Selector	Red/Yellow	1 NO	EOT45U3P3-1S1	1.13
80	Pistol	Black	-	EOT63U3P3-P	2.11
80	Pistol	Black	1 NO	EOT63U3P3-1P	2.14
80	Pistol	Red/Yellow	-	EOT63U3P3-P1	2.11
80	Pistol	Red/Yellow	1 NO	EOT63U3P3-1P1	2.14
UL/NEMA 4X					
16	Pistol	Black	-	EOT16U3P4-P	0.62
16	Pistol	Black	1 NO	EOT16U3P4-1P	0.66
16	Pistol	Red/Yellow	-	EOT16U3P4-P1	0.62
16	Pistol	Red/Yellow	1 NO	EOT16U3P4-1P1	0.66
40	Pistol	Black	-	EOT32U3P4-P	0.62
40	Pistol	Black	1 NO	EOT32U3P4-1P	0.66
40	Pistol	Red/Yellow	-	EOT32U3P4-P1	0.62
40	Pistol	Red/Yellow	1 NO	EOT32U3P4-1P1	0.66
60	Pistol	Black	-	EOT45U3P4-P	1.15
60	Pistol	Black	1 NO	EOT45U3P4-1P	1.18
60	Pistol	Red/Yellow	-	EOT45U3P4-P1	1.15
60	Pistol	Red/Yellow	1 NO	EOT45U3P4-1P1	1.18
80	Pistol	Black	-	EOT63U3P4-P	2.11
80	Pistol	Black	1 NO	EOT63U3P4-1P	2.14
80	Pistol	Red/Yellow	-	EOT63U3P4-P1	2.11
80	Pistol	Red/Yellow	1 NO	EOT63U3P4-1P1	2.14

Ordering information

Sheet steel enclosed switches

NEMA 1

EOT16/32_1-S



EOT30/45/60/63_1-P



EOT100_1-P



NEMA 3R 12

EOT16/32_3-S



EOT16/32_3-P



EOT30/45/60/63_3-S



EOT100_3-P



3-pole manual motor controllers

Amp rating [A]	Handle type	Handle color	Auxiliary contacts*	Catalog number	Weight/unit [kg]
UL/NEMA 1					
16	Pistol	Black	-	EOT16U3M1-P	2.1
16	Selector	Black	-	EOT16U3M1-S	2.1
40	Pistol	Black	-	EOT32U3M1-P	2.1
40	Selector	Black	-	EOT32U3M1-S	2.1
60	Pistol	Black	-	EOT45U3M1-P	2.8
60	Selector	Black	-	EOT45U3M1-S	3.9
80	Pistol	Black	-	EOT63U3M1-P	2.8
80	Selector	Black	-	EOT63U3M1-S	2.8
UL/NEMA 3R, 12					
16	Pistol	Black	-	EOT16U3M3-P	2.1
16	Selector	Black	-	EOT16U3M3-S	2.1
40	Pistol	Black	-	EOT32U3M3-P	2.1
40	Selector	Black	-	EOT32U3M3-S	2.1
60	Pistol	Black	-	EOT45U3M3-P	2.8
60	Selector	Black	-	EOT45U3M3-S	2.8
80	Pistol	Black	-	EOT63U3M3-P	2.8
80	Selector	Black	-	EOT63U3M3-S	2.8

3-pole disconnect switches

Amp rating [A]	Handle type	Handle color	Auxiliary contacts*	Catalog number	Weight/unit [kg]
UL/NEMA 1					
30	Pistol	Black	-	EOT30U3M1-P	2.6
30	Selector	Black	-	EOT30U3M1-S	2.6
60	Pistol	Black	-	EOT60U3M1-P	3.9
60	Selector	Black	-	EOT60U3M1-S	3.9
100	Pistol	Black	-	EOT100U3M1-P	4.1
100	Selector	Black	-	EOT100U3M1-S	4.1
UL/NEMA 3R, 12					
30	Pistol	Black	-	EOT30U3M3-P	2.6
60	Pistol	Black	-	EOT60U3M3-P	3.9
100	Pistol	Black	-	EOT100U3M3-P	4.1

* Types with auxiliary contacts available on request

Ordering information

Stainless steel enclosed switches

EOT16/32_4-P



3-pole manual motor controllers

Amp rating [A]	Handle type	Handle color	Auxiliary contacts	Catalog number	Weight/unit [kg]
UL/NEMA 4, 4X					
16	Pistol, metal	Stainless	-	EOT16U3S4-M	2.2
16	Pistol, plastic	Black	-	EOT16U3S4-P	2.1
40	Pistol, metal	Stainless	-	EOT32U3S4-M	2.2
40	Pistol, plastic	Black	-	EOT32U3S4-P	2.1
63	Pistol, metal	Stainless	-	EOT45U3S4-M	2.9
63	Pistol, plastic	Black	-	EOT45U3S4-P	3.9
80	Pistol, metal	Stainless	-	EOT63U3S4-M	2.9
80	Pistol, plastic	Black	-	EOT63U3S4-P	2.8

EOT30/45/60/63_4-P



3-pole disconnect switches

Amp rating [A]	Handle type	Handle color	Auxiliary contacts	Catalog number	Weight/unit [kg]
UL/NEMA 4, 4X					
30	Pistol, plastic	Black	-	EOT30U3S4-P	2.6
60	Pistol, plastic	Black	-	EOT60U3S4-P	3.9
100	Pistol, plastic	Black	-	EOT100U3S4-P	4.1

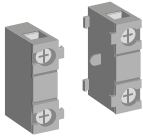
EOT100 4-P



Ordering information

Accessories

OA1G
S00261A



Auxiliary contacts

Contact numbering according to EN 50013. AC thermal amp rating 10 A and AC rated voltage 600 V. IP20 touch safe. The catalog numbers are for one piece.

Maximum number of auxiliary contacts: 2NO+2NC, if fourth pole installed: 1NO+2NC

OA2G11 suitable only for plastic enclosed disconnect switches, not mountable on same side as the fourth pole.

OA2G
S01025A



Function	Mounting to the side of the switch	Catalog number	Weight/ unit [kg]
1NC	left	OA1G01	0.03
1NO	right	OA1G10	0.03
1NO+1NC	right	OA2G11	0.03

OTP_40_
S00262A



Fourth poles

Mountable on the side of the switch. Only one additional pole per switch.

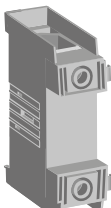
AC rated voltage 600 V. IP20 touch safe. The catalog numbers are for one piece.

OTP_80_
S00263A



Suitable for switches	AC thermal amp rating [A]	Catalog number	Weight/ unit [kg]
Simultaneous function with the main contacts			
EOT16, EOT32	40	OTPS40FPN2	0.03
EOT30, EOT60	60	OTPS60FP	0.14
EOT45, EOT63	80	OTPS80FP	0.06
EOT100	100	OTPS125FP	0.14
Late-break and early-make			
EOT16, EOT32	40	OTPL40FP	0.03
EOT30, EOT60	60	OTPL60FP	0.14
EOT45, EOT63	80	OTPL80FP	0.06
EOT100	100	OTPL125FP	0.14
Solid neutral pole			
EOT16, EOT32	40	OTPN40FP	0.03
EOT30, EOT60	60	OTPN60FP	0.14
EOT45, EOT63	80	OTPN80FP	0.06
EOT100	100	OTPN125FP	0.14

OTP_60/125_
S01342A



Ordering information

Replacement handles

OH_S2AJ



Handles

Selector type handles

NEMA 1, 3R, 12, (IP65) handles, padlockable with maximum 3 padlocks with bail diameter 0.20...0.32" (5...8 mm), door interlock in ON-position, defeatable. Indication I-O and ON-OFF.

	Catalog number	Weight/unit [kg]
Color		
For shaft diameter 0.24 x 0.24" (6 mm).		
Black	OHBS2AJ	0.07
Yellow-red	OHYS2AJ	0.07

OHB65J6



Pistol type handles, plastic

NEMA 1, 3R, 12, 4, 4X (IP 65) handles, padlockable with maximum 3 padlocks with bail diameter 0.20...0.39" (5...10 mm) in OFF-position, door interlock in ON-position. Screw fixing from the back side of the handle. No screws on the front ensures double insulation. Indication I-O, ON-OFF.

	Handle length [in/mm]	Catalog number	Weight/unit [kg]
Color			
Black	2.6/65	OHB65L6	0.12
Red-yellow	2.6/65	OHY65L6	0.12

OHY65J6



OHM65L6



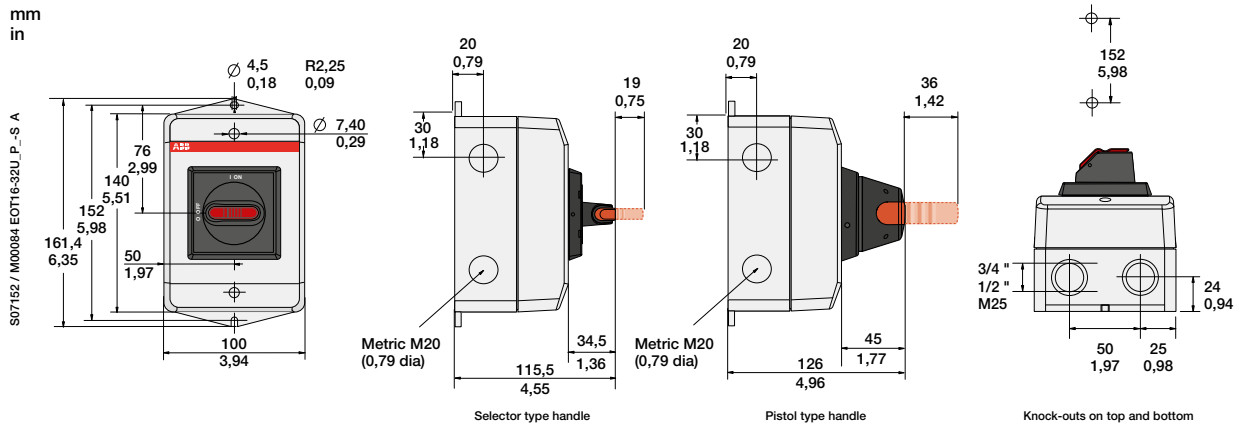
Pistol type handles, stainless steel

NEMA 1, 3R, 12, 4, 4X (IP 65) handles, padlockable with maximum 3 padlocks with bail diameter 0.20...0.39" (5...10 mm) in the OFF-position, door interlock in the ON-position. Indication I-O, ON-OFF.

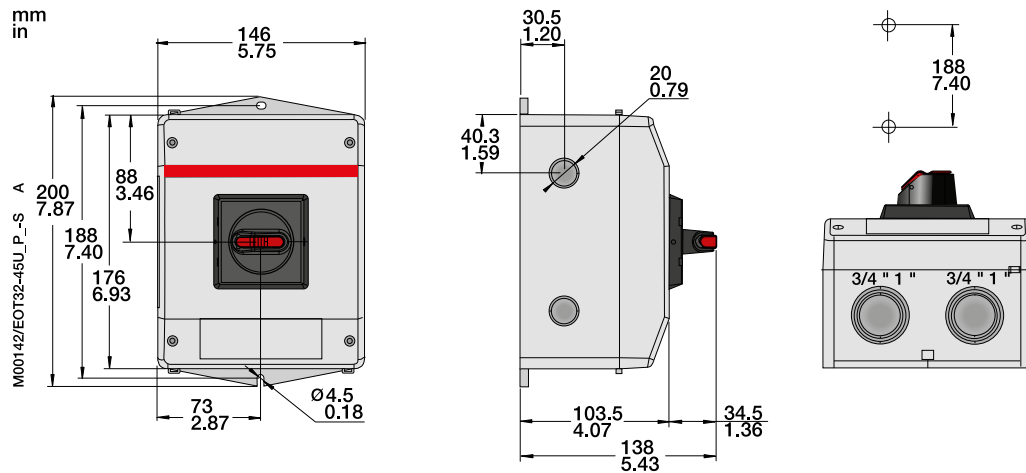
	Handle length [in/mm]	Catalog number	Weight/unit [kg]
Item			
For shaft diameter 6mm, 316L stainless steel	2.6/65	OHM65L6	0.73

Dimension drawings Plastic enclosed switches

eOT16_, eOT32_



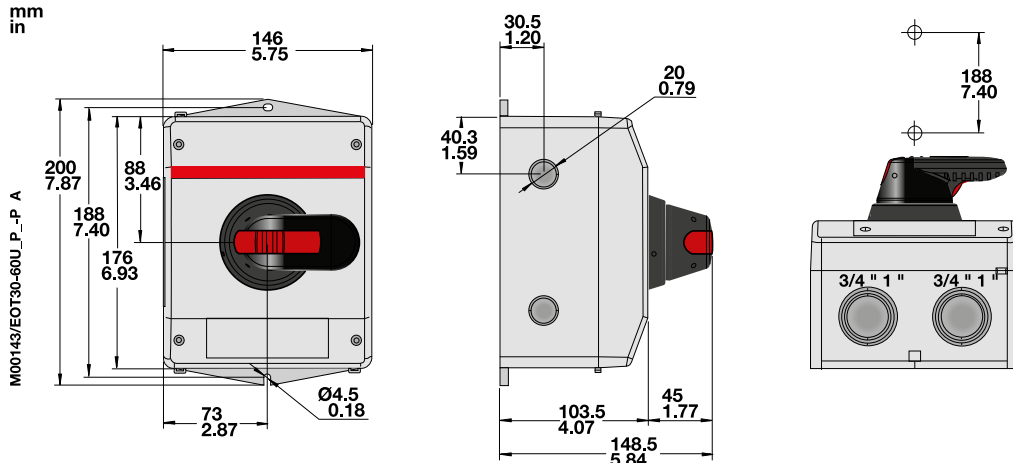
eOT45U_-S



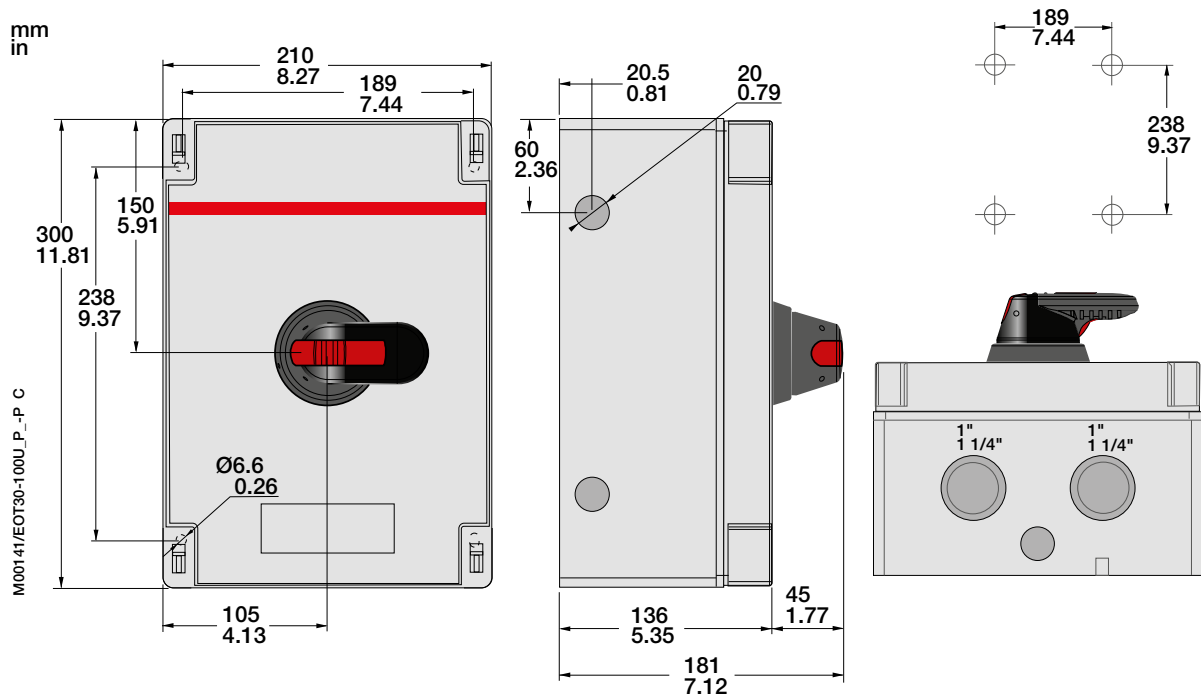
Dimension drawings

Plastic enclosed switches

eOT45U_-P



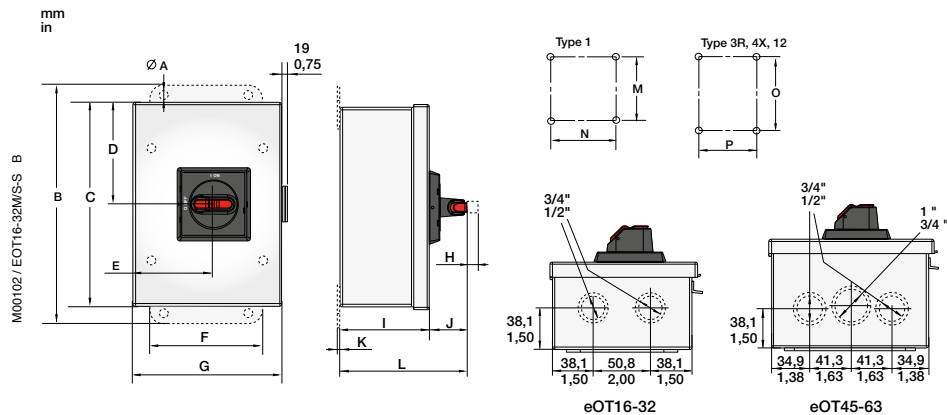
eOT63_



Dimension drawings

Sheet steel and stainless steel enclosed switches

eOT16/32_-S, eOT45-63_-S



Knock-outs in top and bottom of type 1 enclosures

eOT16-32

Dimension [mm/in]

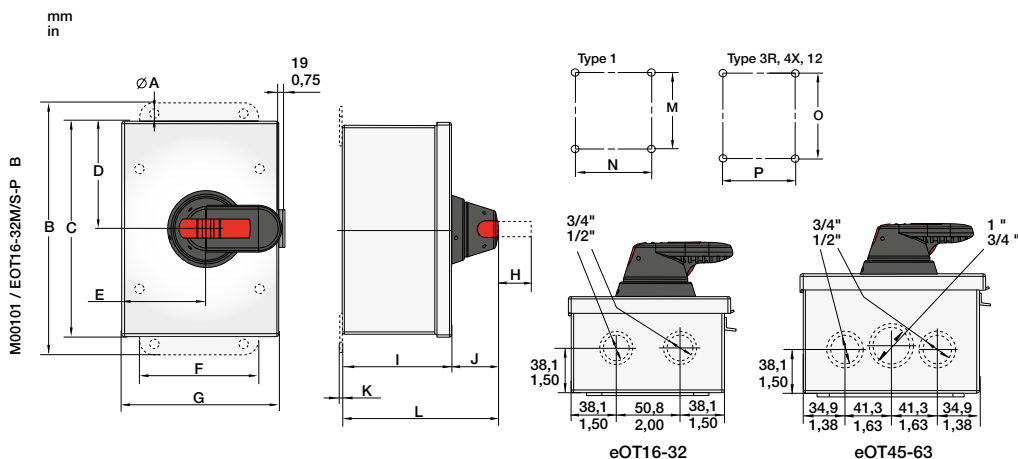
A	B	C	D	E	F	G	H	I	J	K	L	M	N	O	P
7,9/0,31	215,9/8,50	183,4/7,22	91,7/3,61	73,7/2,90	101,6/4,00	134,1/5,28	19,0/0,75	83,3/3,28	35,5/1,36	2,8/0,11	117,9/4,64	101,6/4,0	101,6/4,0	196,9/7,75	76,2/3,00

eOT45-63

Dimension [mm/in]

A	B	C	D	E	F	G	H	I	J	K	L	M	N	O	P
7,9/0,31	241,3/9,50	208,8/8,22	104,4/4,11	86,1/3,39	127,0/5,00	159,5/6,28	19,0/0,75	108,7/4,28	34,5/1,36	2,8/0,11	143,3/5,64	127,0/5,0	127,0/5,0	222,3/8,75	101,6/4,00

eOT16/32_-P/M, eOT45/63_-P/M



Knock-outs in top and bottom of type 1 enclosures

eOT16-32

Dimension [mm/in]

Handle code	A	B	C	D	E	F	G	H	I	J	K	L	M	N	O	P
-P	7,9/0,31	215,9/8,50	183,4/7,22	91,7/3,61	73,7/2,90	101,6/4,00	134,1/5,28	36,6/1,42	83,3/3,28	45,0/1,77	2,8/0,11	128,3/5,05	101,6/4,0	101,6/4,0	196,9/7,75	76,2/3,00
-M	7,9/0,31	215,9/8,50	183,4/7,22	91,7/3,61	73,7/2,90	101,6/4,00	134,1/5,28	36,6/1,42	83,3/3,28	52,0/2,05	2,8/0,11	135,5/5,33	101,6/4,0	101,6/4,0	196,9/7,75	76,2/3,00

eOT45-63

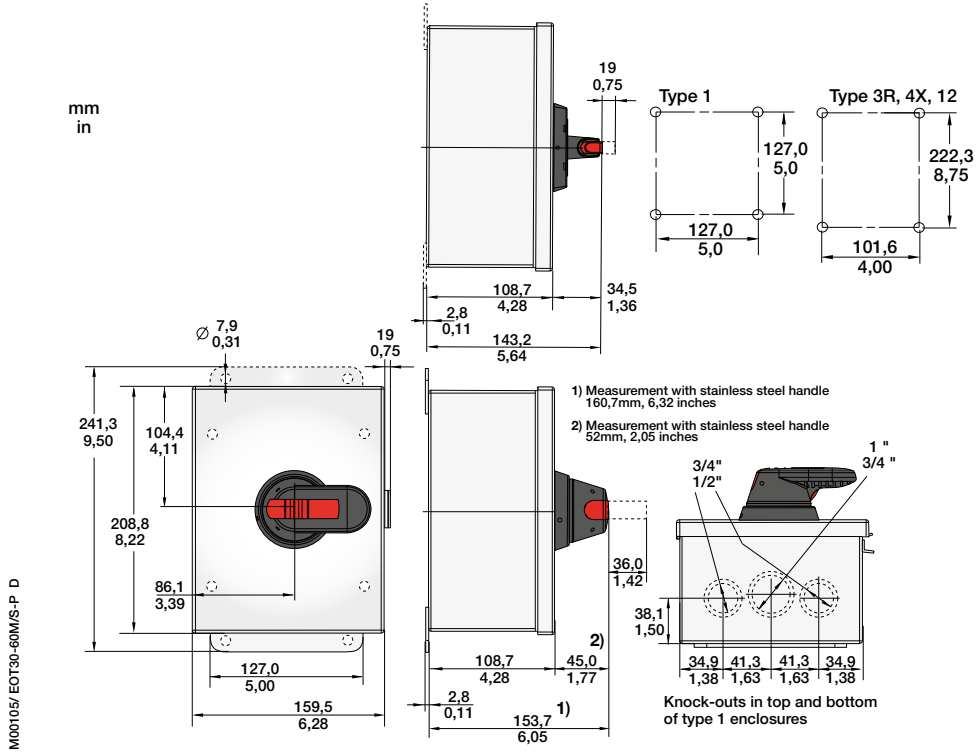
Dimension [mm/in]

Handle code	A	B	C	D	E	F	G	H	I	J	K	L	M	N	O	P
-P	7,9/0,31	241,3/9,50	208,8/8,22	104,4/4,11	86,1/3,39	127,0/5,00	159,5/6,28	36,0/1,42	108,7/4,28	45,0/1,77	2,8/0,11	153,7/6,05	127,0/5,0	127,0/5,0	222,3/8,75	101,6/4,00
-M	7,9/0,31	241,3/9,50	208,8/8,22	104,4/4,11	86,1/3,39	127,0/5,00	159,5/6,28	36,0/1,42	108,7/4,28	52,0/2,05	2,8/0,11	160,7/6,32	127,0/5,0	127,0/5,0	222,3/8,75	101,6/4,00

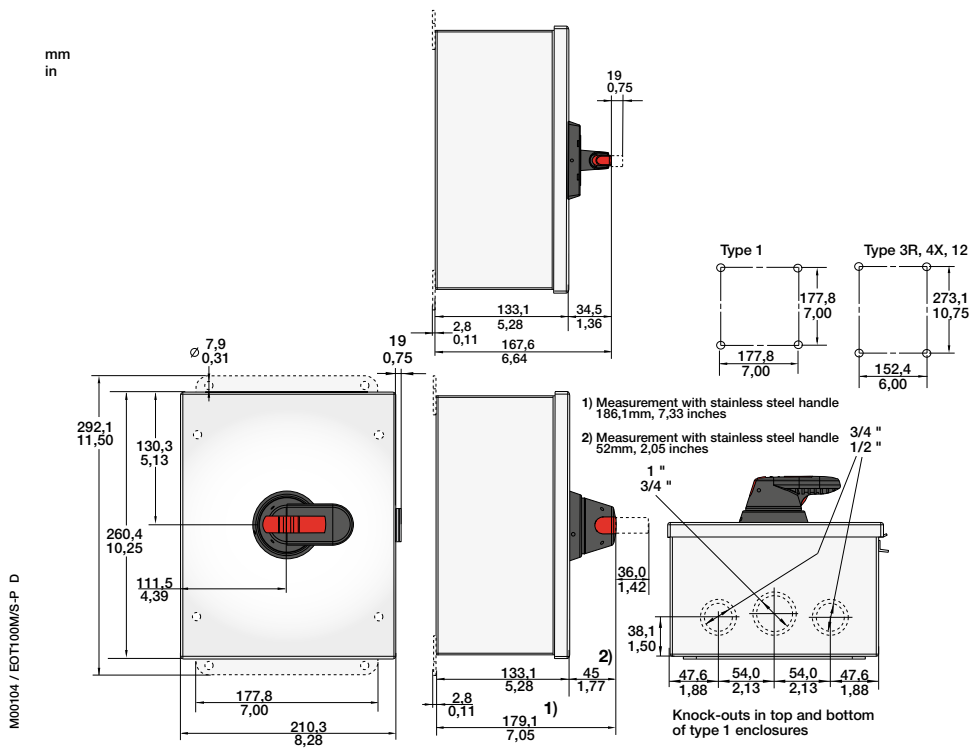
Dimension drawings

Sheet steel and stainless steel enclosed switches

eOT30U3_, eOT60U3_



eOT100_



Index

Catalog number	Page	Description	Catalog number	Page	Description
EOT100U3M1-P	7	Sheet steel enclosed switch	EOT45U3S4-P	8	Stainless steel enclosed switch
EOT100U3M1-S	7	Sheet steel enclosed switch	EOT60U3M1-P	7	Sheet steel enclosed switch
EOT100U3M3-P	7	Sheet steel enclosed switch	EOT60U3M1-S	7	Sheet steel enclosed switch
EOT100U3S4-P	8	Stainless steel enclosed switch	EOT60U3M3-P	7	Sheet steel enclosed switch
EOT16U3M1-P	7	Sheet steel enclosed switch	EOT60U3S4-P	8	Stainless steel enclosed switch
EOT16U3M1-S	7	Sheet steel enclosed switch	EOT63U3M1-P	7	Sheet steel enclosed switch
EOT16U3M3-P	7	Sheet steel enclosed switch	EOT63U3M1-S	7	Sheet steel enclosed switch
EOT16U3M3-S	7	Sheet steel enclosed switch	EOT63U3M3-P	7	Sheet steel enclosed switch
EOT16U3P3-1S	6	Plastic enclosed switch	EOT63U3M3-S	7	Sheet steel enclosed switch
EOT16U3P3-1S1	6	Plastic enclosed switch	EOT63U3P3-1P	6	Plastic enclosed switch
EOT16U3P3-S	6	Plastic enclosed switch	EOT63U3P3-1P1	6	Plastic enclosed switch
EOT16U3P3-S1	6	Plastic enclosed switch	EOT63U3P3-P	6	Plastic enclosed switch
EOT16U3P4-1P	6	Plastic enclosed switch	EOT63U3P3-P1	6	Plastic enclosed switch
EOT16U3P4-1P1	6	Plastic enclosed switch	EOT63U3P4-1P	6	Plastic enclosed switch
EOT16U3P4-P	6	Plastic enclosed switch	EOT63U3P4-1P1	6	Plastic enclosed switch
EOT16U3P4-P1	6	Plastic enclosed switch	EOT63U3P4-P	6	Plastic enclosed switch
EOT16U3S4-M	8	Stainless steel enclosed switch	EOT63U3P4-P1	6	Plastic enclosed switch
EOT16U3S4-P	8	Stainless steel enclosed switch	EOT63U3S4-M	8	Stainless steel enclosed switch
EOT30U3M1-P	7	Sheet steel enclosed switch	EOT63U3S4-P	8	Stainless steel enclosed switch
EOT30U3M1-S	7	Sheet steel enclosed switch	OA1G01	9	Auxiliary contact
EOT30U3M3-P	7	Sheet steel enclosed switch	OA1G10	9	Auxiliary contact
EOT30U3S4-P	8	Stainless steel enclosed switch	OA2G11	9	Auxiliary contact
EOT32U3M1-P	7	Sheet steel enclosed switch	OTPL125FP	9	Fourth pole
EOT32U3M1-S	7	Sheet steel enclosed switch	OTPL40FP	9	Fourth pole
EOT32U3M3-P	7	Sheet steel enclosed switch	OTPL80FP	9	Fourth pole
EOT32U3M3-S	7	Sheet steel enclosed switch	OTPN125FP	9	Fourth pole
EOT32U3P3-1S	6	Plastic enclosed switch	OTPN40FP	9	Fourth pole
EOT32U3P3-1S1	6	Plastic enclosed switch	OTPN80FP	9	Fourth pole
EOT32U3P3-S	6	Plastic enclosed switch	OTPS125FP	9	Fourth pole
EOT32U3P3-S1	6	Plastic enclosed switch	OTPS40FPN2	9	Fourth pole
EOT32U3P4-1P	6	Plastic enclosed switch	OTPS80FP	9	Fourth pole
EOT32U3P4-1P1	6	Plastic enclosed switch			
EOT32U3P4-P	6	Plastic enclosed switch			
EOT32U3P4-P1	6	Plastic enclosed switch			
EOT32U3S4-M	8	Stainless steel enclosed switch			
EOT32U3S4-P	8	Stainless steel enclosed switch			
EOT45U3M1-P	7	Sheet steel enclosed switch			
EOT45U3M1-S	7	Sheet steel enclosed switch			
EOT45U3M3-P	7	Sheet steel enclosed switch			
EOT45U3M3-S	7	Sheet steel enclosed switch			
EOT45U3P3-1S	6	Plastic enclosed switch			
EOT45U3P3-1S1	6	Plastic enclosed switch			
EOT45U3P3-S	6	Plastic enclosed switch			
EOT45U3P3-S1	6	Plastic enclosed switch			
EOT45U3P4-1P	6	Plastic enclosed switch			
EOT45U3P4-1P1	6	Plastic enclosed switch			
EOT45U3P4-P	6	Plastic enclosed switch			
EOT45U3P4-P1	6	Plastic enclosed switch			
EOT45U3S4-M	8	Stainless steel enclosed switch			