



Model Number

NBB0,8-5GM25-E2-V3

Features

- Basic series
- 0.8 mm flush

Accessories

- BF 5**
Mounting flange, 5 mm
- V3-WM**
Female connector, M8, 3-pin, field attachable
- V3-GM**
Female connector, M8, 3-pin, field attachable
- V3-WM-2M-PUR**
Cable socket, M8, 3-pin, PUR cable
- V3-GM-2M-PUR**
Cable socket, M8, 3-pin, PUR cable

Technical Data

General specifications

Switching element function		PNP	NO
Rated operating distance	s_n	0.8 mm	
Installation		flush	
Output polarity		DC	
Assured operating distance	s_a	0 ... 0.648 mm	
Reduction factor r_{Al}		0.45	
Reduction factor r_{Cu}		0.4	
Reduction factor r_{304}		0.85	

Nominal ratings

Operating voltage	U_B	10 ... 30 V	
Switching frequency	f	0 ... 3000 Hz	
Reverse polarity protection		reverse polarity protected	
Short-circuit protection		pulsing	
Voltage drop	U_d	≤ 3 V	
Operating current	I_L	0.1 ... 100 mA	
Off-state current	I_r	0 ... 0.1 mA	
No-load supply current	I_0	≤ 15 mA	
Switching state indicator		LED, yellow	

Ambient conditions

Ambient temperature		-25 ... 70 °C (-13 ... 158 °F)
---------------------	--	--------------------------------

Mechanical specifications

Connection type	Connector M8 x 1, 3-pin
Housing material	Stainless steel 1.4305 / AISI 303
Sensing face	PBT
Degree of protection	IP67

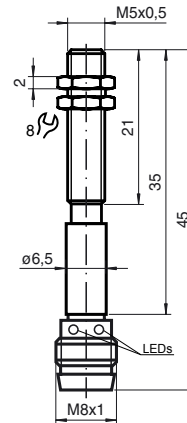
Compliance with standards and directives

Standard conformity	
Standards	EN 60947-5-2:2007 IEC 60947-5-2:2007

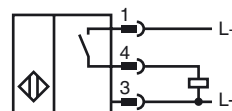
Approvals and certificates

UL approval	cULus Listed, General Purpose
CSA approval	cCSAus Listed, General Purpose
CCC approval	CCC approval / marking not required for products rated ≤ 36 V

Dimensions

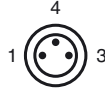


Electrical Connection



Release date: 2014-10-06 17:14 Date of issue: 2014-10-06 120377_eng.xml

Pinout



Wire colors in accordance with EN 60947-5-2

1		BN	(brown)
3		BU	(blue)
4		BK	(black)