

Power Commander®

High Current Power Distribution Units

Increase your IT closet's potential with a Power Commander® Power Distribution Unit (PDU) from Wiremold/Legrand. The dual circuit design allows you to safely draw a total of 30 or 40 Amps per unit, doubling your capacity from the 15A and 20A models.

Among the first in the industry to meet the **new UL60950-1 1st Edition** and ITE standards, the Power Commander PDU features UL489 Listed breakers to increase the safety and reliability of distributed power. Upgrade to units containing embedded or remote ammeters to maximize current draw and locally monitor current fluctuations.

Designed to support your valuable IT equipment used in cabinets and enclosures, the Power Commander PDU is the ideal solution to ever-expanding power needs in a confined space.



*3A44B2-1 Power Commander
Power Distribution Unit shown
mounted in an IT cabinet.*


Features & Benefits

- **30 Amp or 40 Amp Power Distribution.** High amperage 120V and 208V units allow you to safely support power-thirsty IT equipment.
- **Dual circuit design.** Two easy access circuit breakers provide overload protection. 30 Amp units use a 3-wire 30A plug (1 Hot, 1 Neutral, 1 Ground) that branches into two (2) 15 Amp circuits, giving you 30 Amps total. 40 Amp units use a 4-wire 20A plug (2 Hots, 1 Neutral, 1 Ground) that provides two (2) 20 Amp circuits, giving you 40 Amps total.
- **Built in universal slide mounting rail.** T-slot mounting rail allows several mounting options in tight spaces.
- **Current Monitoring.** -AM and -RAM units provide per circuit digital ammeter readouts (embedded or remote display). Ammetering allows you to evenly distribute power loads to maximize current draw and avoid circuit overloads.
- **Aesthetic narrow aluminum profile.** Now available in black, the streamlined housing saves valuable space.
- **Printed Circuit Board (PCB) Connection of UL489 Breakers.** Creates highly reliable connections to reduce potential point of failure.
- **Extensive Custom Capabilities.** See 'Custom Options' on page 4.
- **cULus Listed.** One of the first to meet UL60950-1 1st Edition and ITE standards.

*Embedded Ammeter
from "-AM" models
shown with digital
display and backlight.*



*Remote Ammeter
models "-RAM"
connect to the
digital display box
via an included
7' [2.1m]
RJ45 patch cable.*



Specifications for 30 Amp Units: 120V System

AC Voltage Input:	100 to 127V
AC Voltage Output:	100 to 127V
Frequency:	60 Hz
Load Capacity:	UL Rated 24Amps max – (2) 12 Amp circuits
Circuit Breaker:	(2) 15 Amp UL489 Listed circuit breakers
Output Receptacle:	NEMA 5-20R
Product Warranty:	2 years
Power Cable – AWG Length & Plug Type:	10/3 SJT Type, L5-30P, 12ft. [3.6m]
With Local Ammeter Readout:	0-20 Amp 4-digit display +/- 0.2A LCD with backlighting
With Remote Ammeter Readout:	0-30A 3-digit display +/- 0.2A Remote LCD with backlighting

30A Power Commander Power Distribution Units

Catalog No. 3A44B2-1 3B44B2-1

Twenty-four (24) 20A simplex outlets in two banks of 12. Gray (3A) or black (3B) housing.

Length: 48" [1.2m]
Width: 1 1/2" [38mm]
Depth: 2 7/8" [73mm]



Catalog No. 3A86B2-1 3B86B2-1

Thirty-six (36) 20A simplex outlets in two banks of 18. Gray (3A) or black (3B) housing.

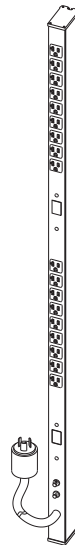
Length: 70" [1.8m]
Width: 1 1/2" [38mm]
Depth: 2 7/8" [73mm]



Catalog No. 3B53B2-1-AM

Eighteen (18) 20A simplex outlets in two banks of 9. Two lighted LCD digital ammeters. Black housing.

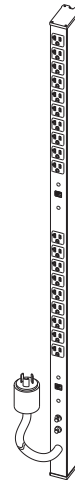
Length: 54" [1.4m]
Width: 1 1/2" [38mm]
Depth: 2 7/8" [73mm]




Catalog No. 3B43B2-1-RAM

Eighteen (18) 20A simplex outlets in two banks of 9. Two lighted remote LCD ammeters. Black housing.

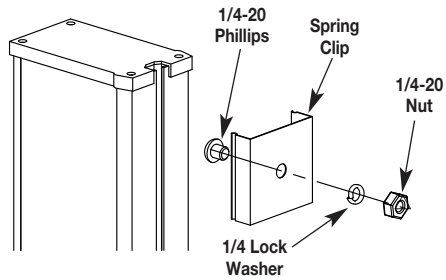
Length: 48" [1.2m]
Width: 1 1/2" [38mm]
Depth: 2 7/8" [73mm]



All "RAM" units include two 7' [1.2m] patch cables, two remote displays, and a 1U rack-mountable faceplate for seamless and aesthetic integration into your IT environment.



Standard Hardware Installation

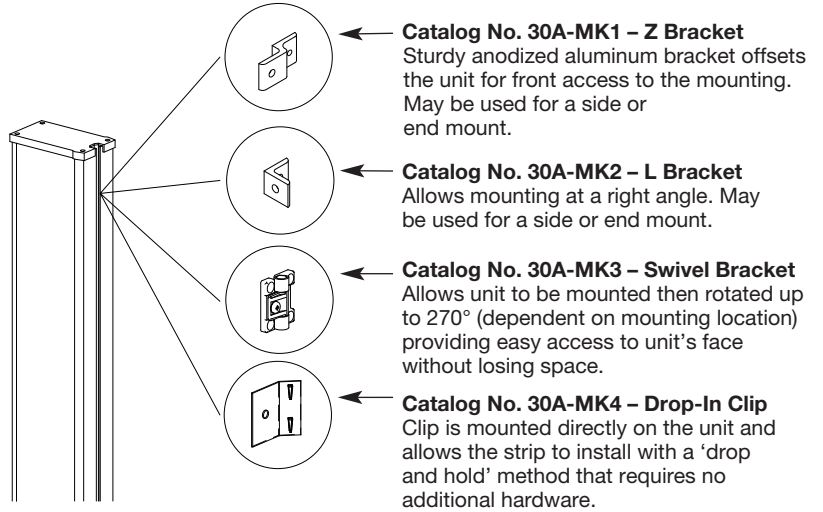


Cat. No. BRK00329BULK

Attach the Spring Clips to the cabinet frame or cabinet wall making sure the top clip is no more than 1 inch [25mm] from the top of the unit. Insert the 1/4 - 20 Phillips screw through the spring clip as shown, and then through the cabinet frame or cabinet wall. On the other side of the mounting surface, put the 1/4 lock washer over the exposed Phillips screw and tighten into place with the 1/4 - 20 nut. Once the spring clips are secure, place unit in one side of the clips and snap the other side into position.

Mounting Accessories

Understanding that each cabinet, enclosure, rack and application is unique, Wiremold has designed four solutions for mounting the 30 Amp Power Distribution Units using the universal T-slot built into the unit. The mounting kits listed below are available for purchase as accessories.



NOTE: Accessory mounting kits are not UL Listed.

Custom Options

Custom options are available to meet your unique requirements. Available options include:

- Input voltage of 125V, 208V, or 250V
- Multiple circuits available
- Dual Input System
- Increased Amperage Available
- Plug Type: L5-30P, L14-20P, L6-20P, L14-30P, L21-20P
- Outlet types: Simplex or Duplex; NEMA 5-15R, 5-20R, and 5-15IG; IEC Receptacles C13, C19
- Lower Profile Housing Available 2" W x 1 3/4" H [51mm x 45mm]
- Variable number of receptacles
- Variable length
- Mounting Accessories
- 10KA AIC Breaker
- UL Listing available on select custom options
- Custom colors available