

Direct Links ...>

- Cross Reference ✕
- RoHS/LF P/N search 🌿
- Document & Drawing search
- Application tooling

Services ...>

- Contact us
- Distributor list
- Pricing request
- Order samples

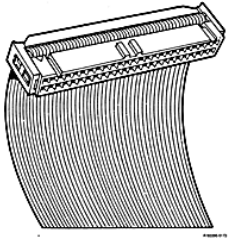
Literature ...>

- Brochures & catalogs
- Product documentation
- Technical library

Start > Search=71600-064LF* > **71600-064LF**

71600-064LF

[Assistant](#)



71600-064LF - Quickie®

Receptacle -Double row - 64 Positions - 2.54 mm (0.1 in.)

- [Email Datasheet](#)
- [Print Datasheet](#)

ACTIVE

[Customer Drawing](#)

RoHS compatible

Electronics division

FCI Brings You More

- [Contact our sales/technical support](#)
- [Sample request](#)
- € [Price request](#)
- [Check distributor stock](#)

Mating Half



71918-164LF Double row, 64 Positions, 2.54 mm (0.1 in.), Vertical, Eject Latch Header 0.76 µm (30 µin.) Gold or GXT™ Plating



71922-164LF Double row, 64 Positions, 2.54 mm (0.1 in.), Right Angle, Eject Latch Header 0.76 µm (30 µin.) Gold or GXT™ Plating

Download document

Technical Resources

- [> 3D IGES](#)
- [> RoHS qualification documents](#)
- [> 3D STEP](#)
- [> Product Specification](#)

Literature

- [> Quickie™ CTB connectors for PIP Processes](#)
- [> Basics+ Product Focus](#)
- [> Basics+ Brochure](#)
- [> Connectors for Medical Devices Brochure](#)
- [> Connector Overview Brochure](#)

Application Tooling

- [> Asia Pacific Application Tooling](#)
- [> Americas Application Tooling](#)
- [> Europe Application Tooling](#)

Specifications

General	
Insulation Displacement Contact (IDC)	IDC Receptacle
Number of contacts (Total)	64
Number of rows	2
Polarization	Center and Dual
Strain Relief	Standard
Style	Standard Single Beam
Termination Style	IDC
Application Equipment	QP-104 QP-112 QP-106
Mating half	Mates with shrouded Eject Latch Header Latch 1
Electrical	
Current rating	1 amp Continuous
Resistance (Contact)	15 m ohms max.
Resistance (Insulation)	50000 M ohms
Voltage rating	1000V AC rms
Physical	
Color (Housing)	Grey
Material (Contact)	Phosphor Bronze
Material (Housing)	Glass - Filled Thermoplastic Polyester
Plating (Contact area)	0.76 µm (30 µin.) Gold
Underplating (Contact)	1.27 µm (50 µin.) Nickel
Flammability rating	UL 94 V-0
Temperature (Range)	-65°C to +105°C
Approvals / Certifications	
Approvals / Certifications	UL and CSA Approved
Other Features	
Packaging (Type)	Tube

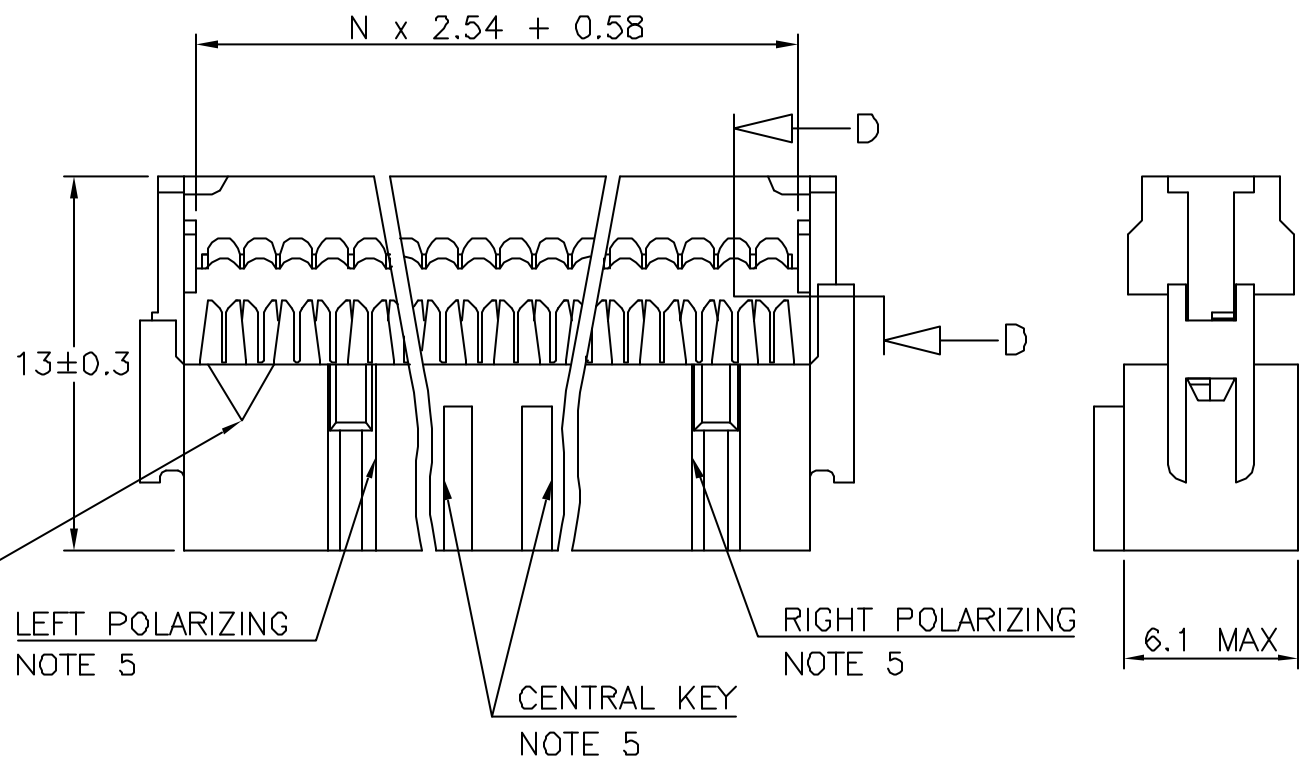
PRODUCT NUMBER

71600-YXXLF

LEAD FREE, SEE NOTE 6

TOTAL NB OF POSITION 04 TO 64
SEE SHEET 2

OPTIONAL STRAIN RELIEF
SEE SHEET 2

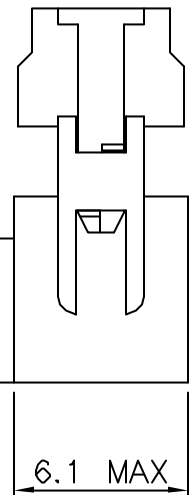


TRIANGLE INDICATES
POSITION 1
NOTE 5

LEFT POLARIZING
NOTE 5

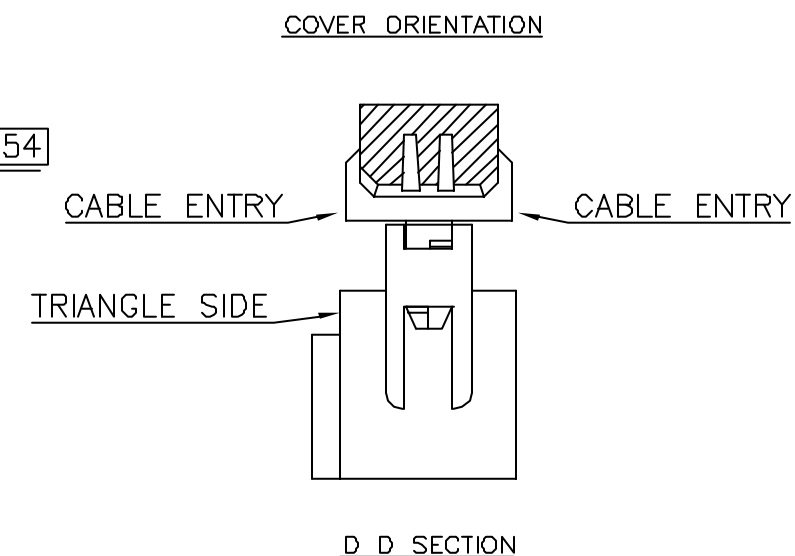
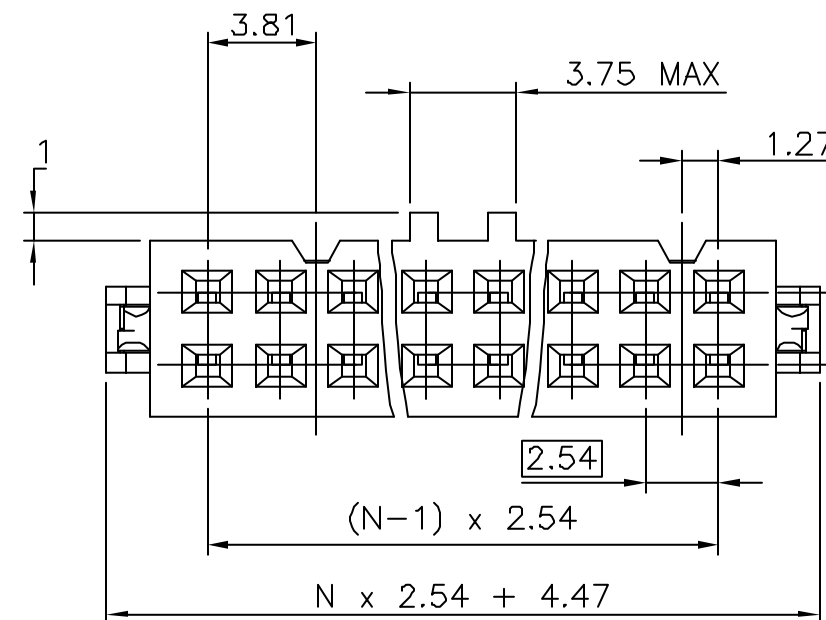
RIGHT POLARIZING
NOTE 5

CENTRAL KEY
NOTE 5



NOTES:

- 1 - PLASTIC MAT'L : GLASS FILLED HIGH TEMPERATURE THERMOPLASTIC. UL94V-0 COLOR: GREY
- 2 - PIN MATERIAL : PHOSPHOR BRONZE
- 3 - PRODUCT PACKAGED IN TUBES.
- 4 - TO DETERMINE DIMENSIONS :
N = NUMBER OF POSITIONS
EXAMPLE : 8 POS $N \times 2.54 = 20.32\text{mm}$
- 5 - 2x5, 2x6, 2x7 HAVE NO LEFT POLARIZING SLOT.
- 2x2, 2x3 WITH CENTRAL KEY HAVE NO TRIANGLE, NO LEFT AND RIGHT POLARIZING SLOT.
- 2x2 WITHOUT CENTRAL KEY HAS NO LEFT AND RIGHT POLARIZING SLOT.
- 2x3, 2x4 WITHOUT CENTRAL KEY HAVE NO LEFT POLARIZING SLOT
- 2x4 WITH CENTRAL KEY HAVE NO LEFT AND RIGHT POLARIZING SLOT
- 6 - THIS PRODUCT MEETS EUROPEAN UNION DIRECTIVES AND OTHER COUNTRY REGULATIONS AS PER GS-22-008.
PACKAGING SPECIFICATION AS PER GS-14-920.

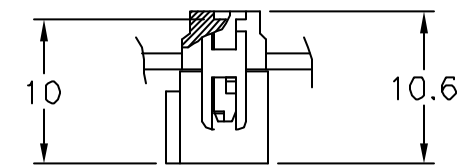


mat'l. code		surface		tolerance		projection		product family	
SEE NOTES		ISO 1302		ISO 406 ISO 1101		mm		2.54MM IDC	
Ltr	ecn no	dr	date	tolerances unless otherwise specified		mm		title	
AG	F04-0330	LMU	04.09.01	angles	Linear	X.X ±0.3		QUICKIE III FEM	
AH	F05-0109	JCO	05.01.17			X.XX ±0.13		0.76µm Au	
AJ	F05-0171	LMU	05.04.07			X.XXX ±0.05		scale 5:1	
AK	F05-0180	LMU	05.04.22	dr	D.LE	01.01.24		dwg no	
AL	F06-0270	LMU	06.09.12	enrg	P.NZ	01.01.24		sheet 1 of 2	
AM	F06-0274	LMU	06.09.25	chr	JF.N	01.01.24		size	
				appd	P.NZ	01.01.24		A3	
sheet index		revision	AM	AE					
1		sheet	1	2					
								type	
								CUSTOMER Drawing	

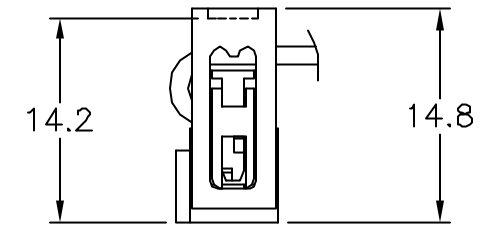
CORE RANGE	
STRAIN RELIEF	Nbr OF POSITIONS
0/1	04
0/1	06
0/1	08
0/1	10
0/1	14
0/1	16
0/1	18
0/1	20
0/1	24
0/1	26
0/1	30
0/1	34
0/1	40
0/1	50
0/1	60
0/1	64
PLATING 0.76µm GOLD ON CONTACT AREA 1.27 µm Ni REMAINDER OF PRODUCT	

CATALOGUE RANGE	
STRAIN RELIEF	Nbr OF POSITIONS
2/6	04
2/6	06
2/6	08
2/6	10
2/6	14
2/6	16
2/6	18
2/6	20
2/6	24
2/6	26
2/6	30
2/6	34
2/6	40
2/6	50
2/6	60
2/6	64
PLATING 0.76µm GOLD ON CONTACT AREA 1.27 µm Ni REMAINDER OF PRODUCT	

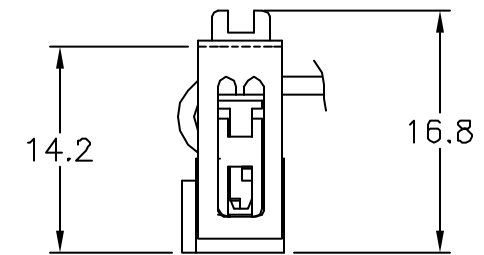
624
304
204 / 224
004
DASHES NOT AVAILABLE



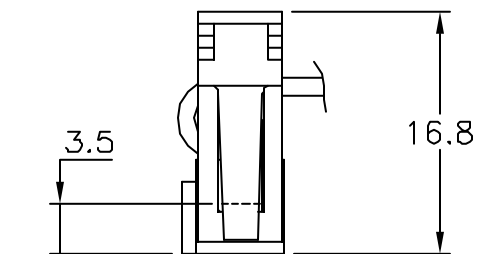
WITHOUT STRAIN RELIEF



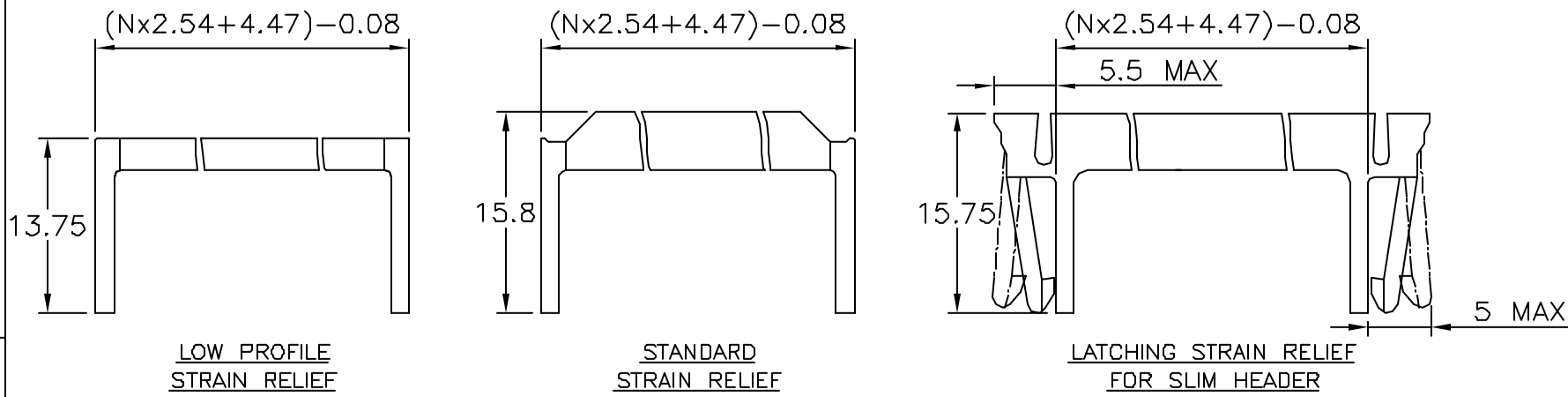
WITH LOW PROFILE STRAIN RELIEF



WITH STANDARD STRAIN RELIEF



WITH LATCHING STRAIN RELIEF



LOW PROFILE STRAIN RELIEF

STANDARD STRAIN RELIEF

LATCHING STRAIN RELIEF FOR SLIM HEADER

71600-6YYLF	●					●
71600-3YYLF		●	●			
71600-2YYLF	●				●	
71600-1YYLF	●			●		
71600-0YYLF	●		●			
PRODUCT NUMBER	WITH	WITHOUT	STANDARD	WITHOUT	LOW PROFILE	LATCHING
	CENTRAL KEY		STRAIN RELIEF			

mat'l. code				surface ISO 1302 ✓		tolerance ISO 406 ISO 1101		projection		product family QUICKIE	
ltr	ecn	no	dr	date	tolerances unless otherwise specified			mm		title	
X	F70666	AAN		97.11.05	angles Linear			scale N/A		IDC RECEPT DR	
Y	F10121	DLE		01.01.24						dwg no 71600 sheet 2 of - size A3	
AA	F10199	GCO		01.04.26						type CUSTOMER Drawing	
AB	F03019	DLE		03.01.23	dr	D.LE	01.01.24				
AC	F05-0180	LMU		05.04.22	engr	P.NZ	01.01.24				
AD	F06-0270	LMU		06.09.12	chr	JF.N	01.01.24				
AE	F06-0274	LMU		06.09.25	appd	P.NZ	01.01.24				
sheet index	revision sheet										

product family QUICKIE	
title IDC RECEPT DR	
dwg no 71600	sheet 2 of - size A3
type CUSTOMER Drawing	

FCI
FCIconnect.com
Copyright FCI