



Have a Question?
Chat with a Product Information Specialist

What can we help you find?

1-103328-0 Product Details

[Share](#) [Print](#) [Email](#)



1-103328-0

TE Internal Number: 1-103328-0

Active

.100 inch AMPMODU Headers

Not EU RoHS or ELV Compliant (Find RoHS Compliant Alternates)

Product Highlights:

- Connector
- Header Type = Breakaway
- 20 Positions
- Mating Post Length = 5.84 mm
- Row-to-Row Spacing = 2.54 mm

[View all Features](#)

Quick Links

- ▶ [Pricing & Availability](#)
- ▶ [Search for Tooling](#)
- ▶ [Product Feature Selector](#)
- ▶ [Contact Us About This Product](#)

[View 3D PDF](#)

[Add to My Part List](#)

[Request Sample](#)

[Find Similar Products](#)

[Buy Product](#)

Documentation & Additional Information

Product Drawings:

- [ASSEMBLY, HEADER, BREAKAWAY, MOD II, DOUBLE ROW, .10...](#) (PDF, English)

Catalog Pages/Data Sheets:

- None Available

Product Specifications:

- None Available

Application Specifications:

- None Available

Instruction Sheets:

- None Available

CAD Files: ([CAD Format & Compression Information](#))

- [2D Drawing](#) (DXF, Version P)
- [3D Model](#) (IGES, Version P)
- [3D Model](#) (STEP, Version P)

[List all Documents](#)

Additional Information:

- [Product Line Information](#)

Related Products:

- [Tooling](#)

Product Features (Please use the Product Drawing for all design activity)

Product Type Features:

- Product Type = Connector
- [Mount Angle](#) = Vertical
- [PCB Mount Retention](#) = Without
- [Board Standoff](#) = Without
- [Mating Connector Lock](#) = Without
- Post Size (mm [in]) = 0.64 [0.025]

Mechanical Attachment:

- [Mounting Ears](#) = Without
- [Panel Mount Retention](#) = Without

Electrical Characteristics:

- Current Rating (A) = 3
- Insulation Resistance (MΩ) = 5,000
- Dielectric Withstanding Voltage (V) = 750

Termination Features:

- [Termination Post Length](#) (mm [in]) = 3.05 [0.120]

Dimensions:

- Mating Post Length (mm [in]) = 5.84 [0.230]

Body Features:

- [Header Type](#) = Breakaway
- Row-to-Row Spacing (mm [in]) = 2.54 [0.100]
- [Selectively Loaded](#) = No
- [Mount Type](#) = Printed Circuit Board

Housing Features:

- Housing Material = Thermoplastic - GF

Configuration Features:

- [Number of Positions](#) = 20
- [Number of Rows](#) = 2
- [Surface Mount Compatible](#) = No

Industry Standards:

- [RoHS/ELV Compliance](#) = Not ELV/RoHS compliant
- [Lead Free Solder Processes](#) = Wave solder capable to 240°C
- UL Flammability Rating = UL 94V-0
- Approved Standards = UL E28476, CSA LR7189

Environmental:

- Operating Temperature (°C) = -65 - +105

Conditions for Usage:

- [High Temperature Housing](#) = No

Operation/Application:

- [High Speed Serial Data Connector](#) = No

Other:

- Brand = AMP
- Comment = Headers may be broken to desired number of positions using Hand Tool No. 91406-1, or Tool Kit No. 314818-1. Other tail lengths are available, consult Tyco Electronics.

Contact Features:

- [Contact Plating](#), [Mating Area](#), [Material](#) = Tin-Lead
- Solder Tail Contact Plating = Tin-Lead over Nickel
- Contact Shape = Square
- Contact Base Material = Phosphor Bronze

Corporate Information

- [About TE](#)
- [Investors](#)
- [News Room](#)
- [Supplier Portal](#)
- [Careers](#)
- [Terms & Conditions](#)
- [Privacy Policy](#)
- [AODA Accessibility Policy](#)
- [AODA Multi-Year Accessibility Plan](#)

Quick Links

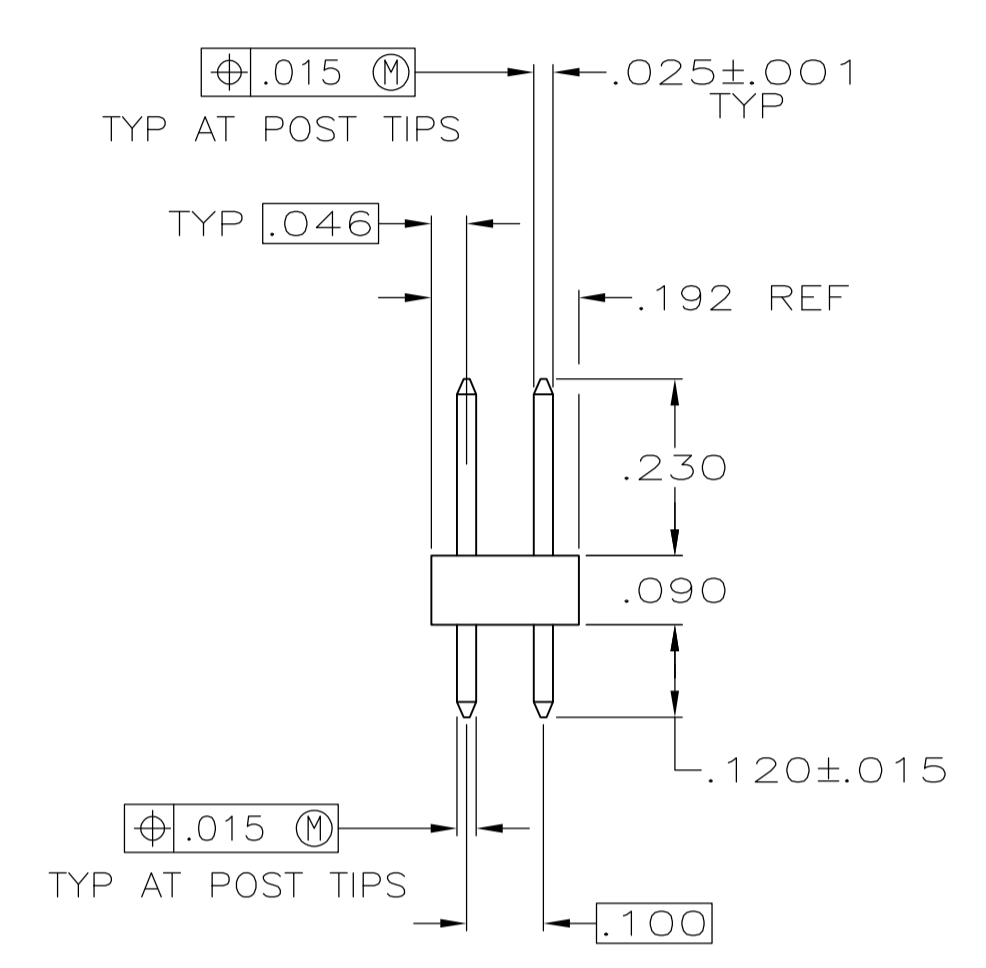
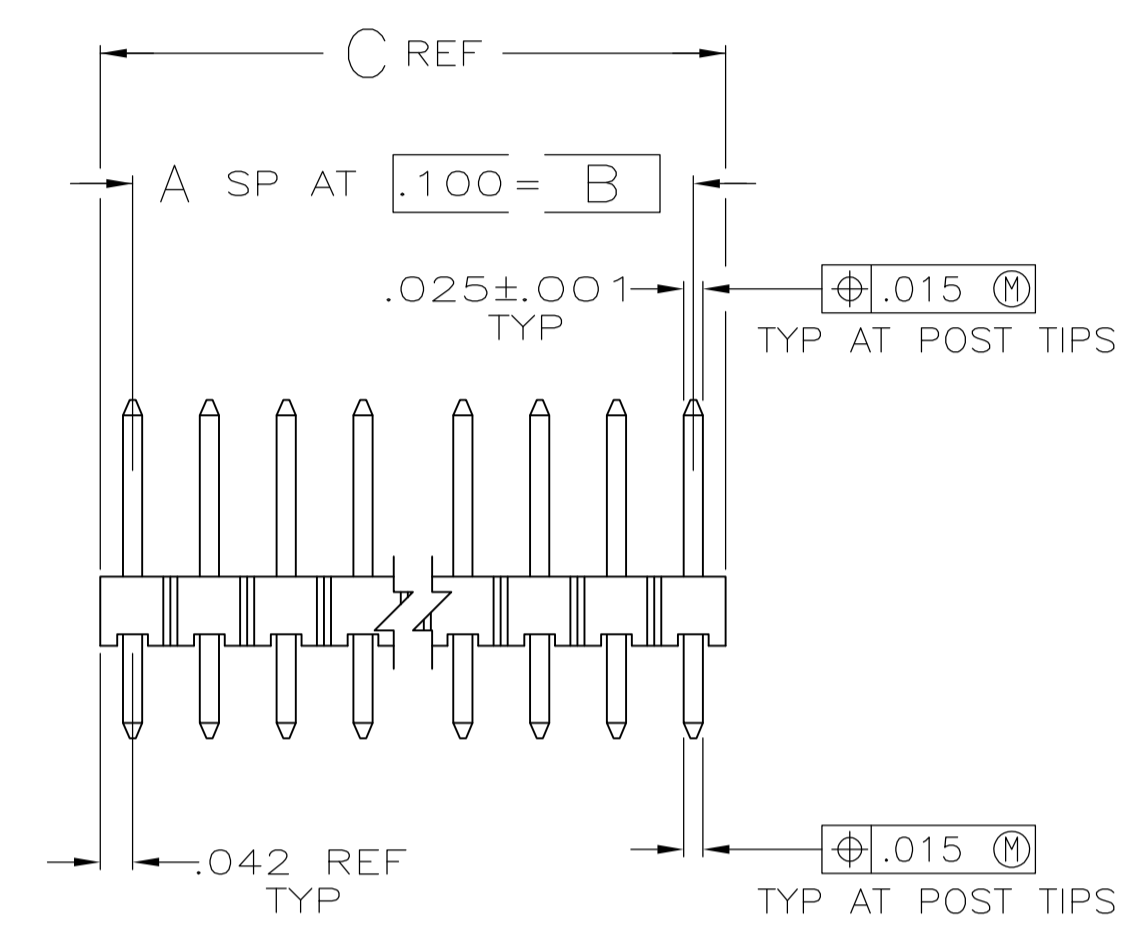
- [Distributor Inventory](#)
- [Product Cross Reference](#)
- [Documents & Drawings](#)
- [Product Compliance Support Center](#)
- [Site Map](#)

Customer Support

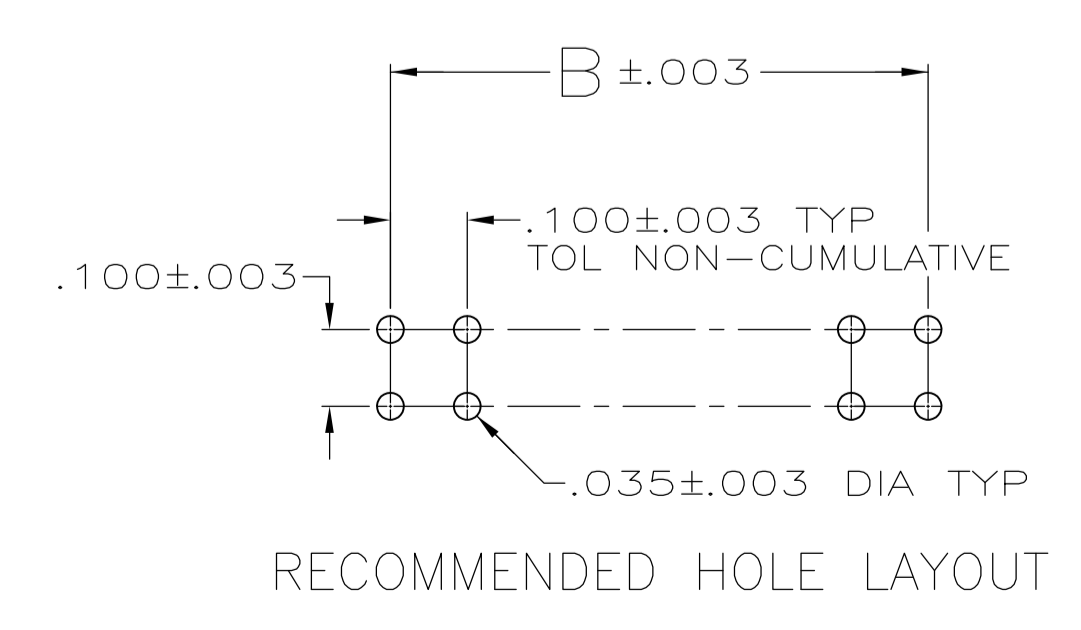
- [Email or Chat With Us](#)
- [Find a Phone Number](#)
- [Knowledge Base](#)
- [Manage Your Account](#)

Keep Me Informed





- 1 TRUE POSITION TOLERANCE OF THE POST TIPS APPLIES WHEN THE HEADERS ARE HELD FLAT AGAINST THE PRINTED CIRCUIT BOARD.
- 2 ASSEMBLY MAY BE BROKEN TO THE DESIRED NUMBER OF POSITIONS,
- 3 .000100-.000200 MATTE TIN-LEAD OVER .000050 NICKEL.
- 4 .000100-.000200 BRIGHT TIN OVER .000050 NICKEL.
- 5 PRELIMINARY PART - NOT RELEASED FOR PRODUCTION.
- 6 HOUSING MATERIAL: FLAME RETARDANT THERMOPLASTIC; COLOR-BLACK.
- 7 OBSOLETE PARTS: OBSOLETE CIS STREAMLINING PER D.RENAUD/D.SINISI



4	4	1.684	1.600	16	34	4-103328-9
5	4	1.284	1.200	12	26	4-103328-8
4	4	.884	.800	8	18	4-103328-7
7	4	.584	.500	5	12	4-103328-6
5	4	3.984	3.900	39	80	4-103328-5
4	4	.984	.900	9	20	4-103328-4
4	4	.684	.600	6	14	4-103328-3
4	4	.284	.200	2	6	4-103328-2
4	4	.084	—	—	2	4-103328-1
3	3	3.984	3.900	39	80	4-103328-0
7	3	3.884	3.800	38	78	3-103328-9
7	3	3.784	3.700	37	76	3-103328-8
7	3	3.684	3.600	36	74	3-103328-7
7	3	3.584	3.500	35	72	3-103328-6
7	3	3.484	3.400	34	70	3-103328-5
7	3	3.384	3.300	33	68	3-103328-4
7	3	3.284	3.200	32	66	3-103328-3
7	3	3.184	3.100	31	64	3-103328-2
7	3	3.084	3.000	30	62	3-103328-1
7	3	2.984	2.900	29	60	3-103328-0
7	3	2.884	2.800	28	58	2-103328-9
7	3	2.784	2.700	27	56	2-103328-8
7	3	2.684	2.600	26	54	2-103328-7
7	3	2.584	2.500	25	52	2-103328-6
3	3	2.484	2.400	24	50	2-103328-5
7	3	2.384	2.300	23	48	2-103328-4
7	3	2.284	2.200	22	46	2-103328-3
7	3	2.184	2.100	21	44	2-103328-2
7	3	2.084	2.000	20	42	2-103328-1
3	3	1.984	1.900	19	40	2-103328-0
7	3	1.884	1.800	18	38	1-103328-9
7	3	1.784	1.700	17	36	1-103328-8
3	3	1.684	1.600	16	34	1-103328-7
3	3	1.584	1.500	15	32	1-103328-6
7	3	1.484	1.400	14	30	1-103328-5
3	3	1.384	1.300	13	28	1-103328-4
3	3	1.284	1.200	12	26	1-103328-3
3	3	1.184	1.100	11	24	1-103328-2
3	3	1.084	1.000	10	22	1-103328-1
7	3	.984	.900	9	20	1-103328-0
3	3	.884	.800	8	18	103328-9
3	3	.784	.700	7	16	103328-8
3	3	.684	.600	6	14	103328-7
3	3	.584	.500	5	12	103328-6
3	3	.484	.400	4	10	103328-5
3	3	.384	.300	3	8	103328-4
3	3	.284	.200	2	6	103328-3
3	3	.184	.100	1	4	103328-2
3	3	.084	—	—	2	103328-1

7 SUPERSEDED BY 6-146254-1

THIS DRAWING IS A CONTROLLED DOCUMENT.		DIN J.MARTINELLI 10/15/92		TE Connectivity	
DIMENSIONS: INCHES		CIR JOHN KNITTLE 23NOV92			
TOLERANCES UNLESS OTHERWISE SPECIFIED:		APVD B.FLINCHBAUGH 23NOV92		NAME	
0 PLC ± -		NAME		ASSEMBLY, HEADER, BREAKAWAY, MOD II, DOUBLE ROW, .100 X .100 C/L, VERTICAL, WITH .025 SQUARE POSTS	
1 PLC ± -		APPLICATION SPEC		PRODUCT SPEC	
2 PLC ± -		SIZE		CAGE CODE	
3 PLC ± .005		DRAWING NO		RESTRICTED TO	
4 PLC ± -		A1 00779		103328	
ANGLES ± -		WEIGHT		CUSTOMER DRAWING	
FINISH SEE TABLE		SCALE 4:1		SHEET 1 OF 1	
MATERIAL PHOSPHOR BRONZE		REV		P3	